

# 2011 RESTORATION DANE COUNTY CAPITOL SQUARE SOUTH PARKING RAMP

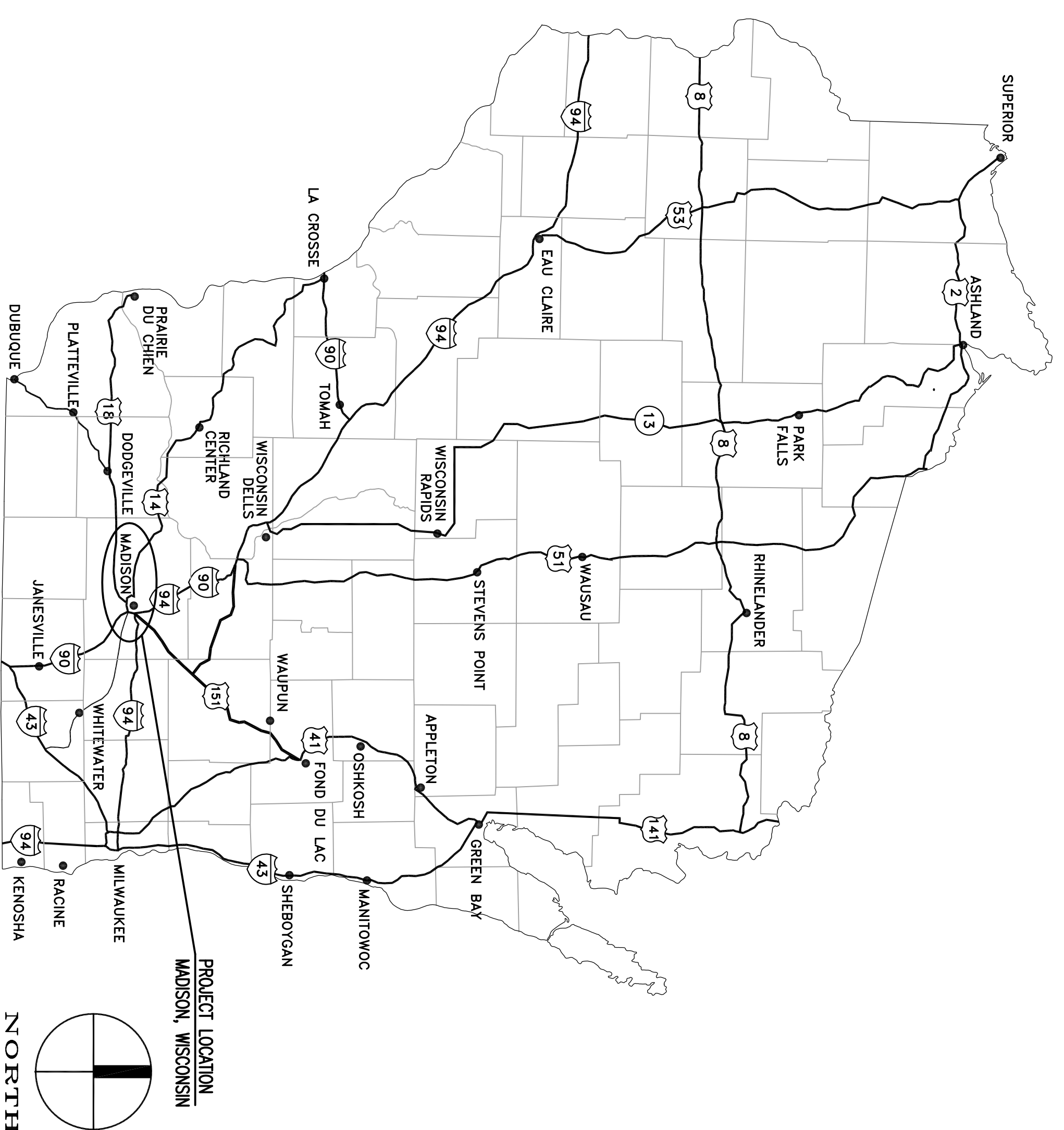
## 113 S. HENRY STREET MADISON, WI 53703

**GMA PROJECT # 211006  
DANE COUNTY RFB # 311009**

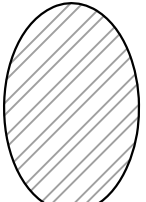

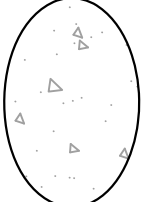
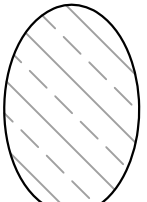
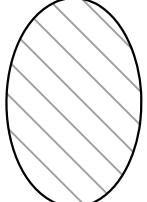
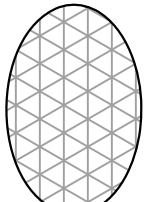
**DRAWING SHEET INDEX**

- T0-01 TITLE SHEET**
- S1-01 TOPSIDE PLANS 7, 6, 5, 4**
- S1-02 TOPSIDE PLANS 3, 2, 1, LL**
- S1-03 UNDERSIDE PLANS 1, 2, 3, 4**
- S1-04 UNDERSIDE PLAN 5**
- S2-01 GLASS BLOCK ELEVATIONS**
- S4-01 STAIR SECTIONS & PLANS**
- S4-02 STAIR DETAILS**
- S5-01 DETAILS & SECTIONS**

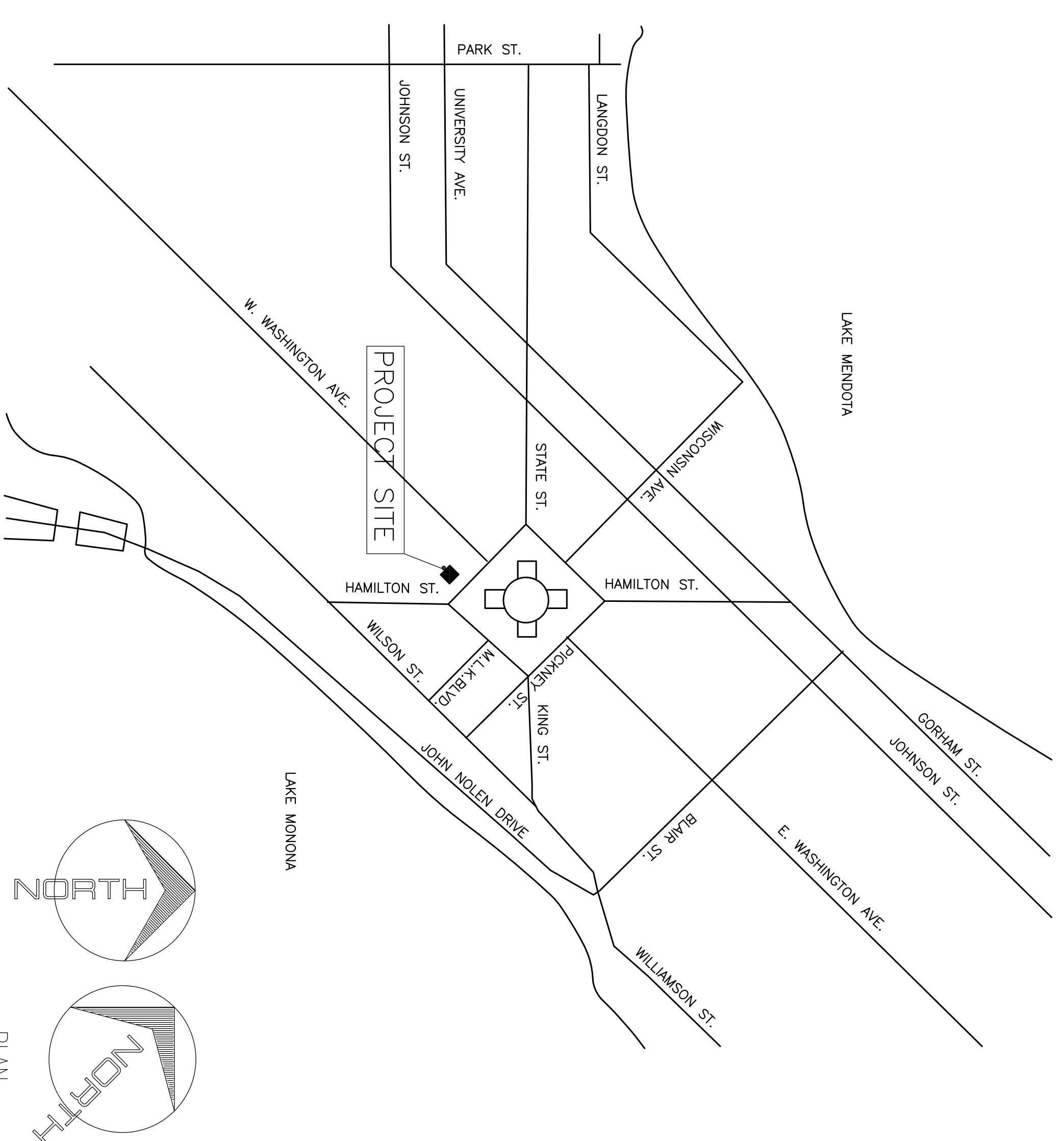
**PROJECT LOCATION**



**MATERIALS KEY**

	METAL		TOPSIDE EPOXY HEALER SEALER FLOOD COAT AREA
	CONCRETE		UNDERSIDE CONCRETE RESTORATION AREA
	MASONRY		EXISTING UNDERSIDE CATHODIC PROTECTION ANODE

**DRAWING SEAL**

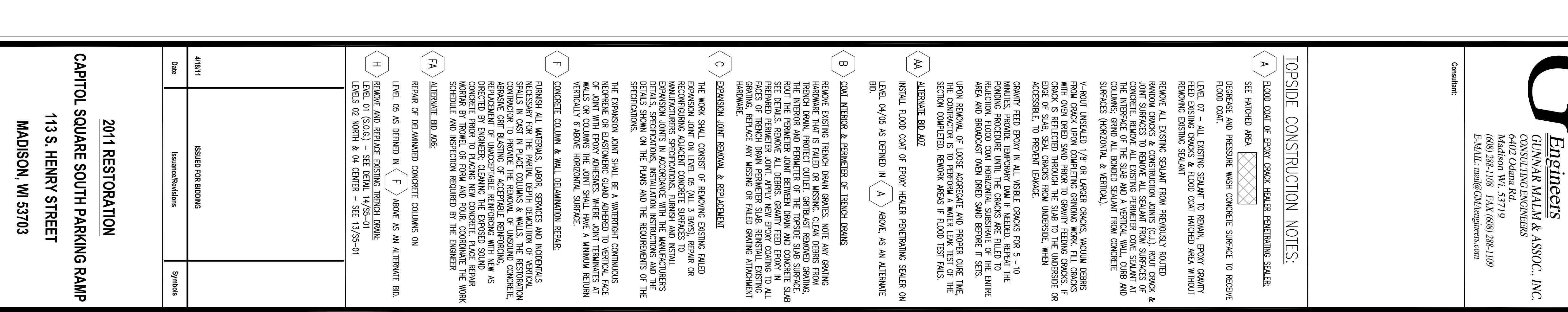
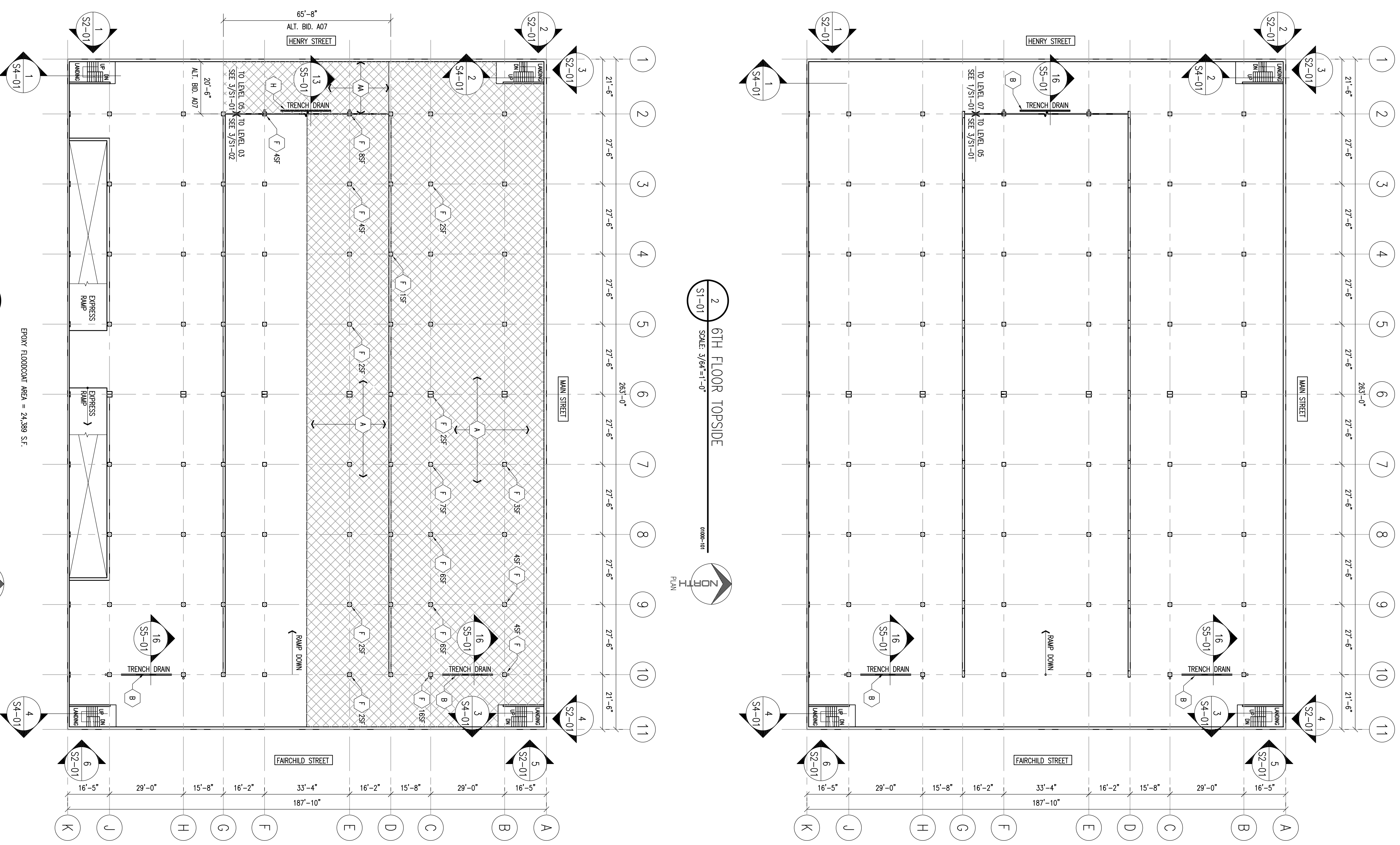
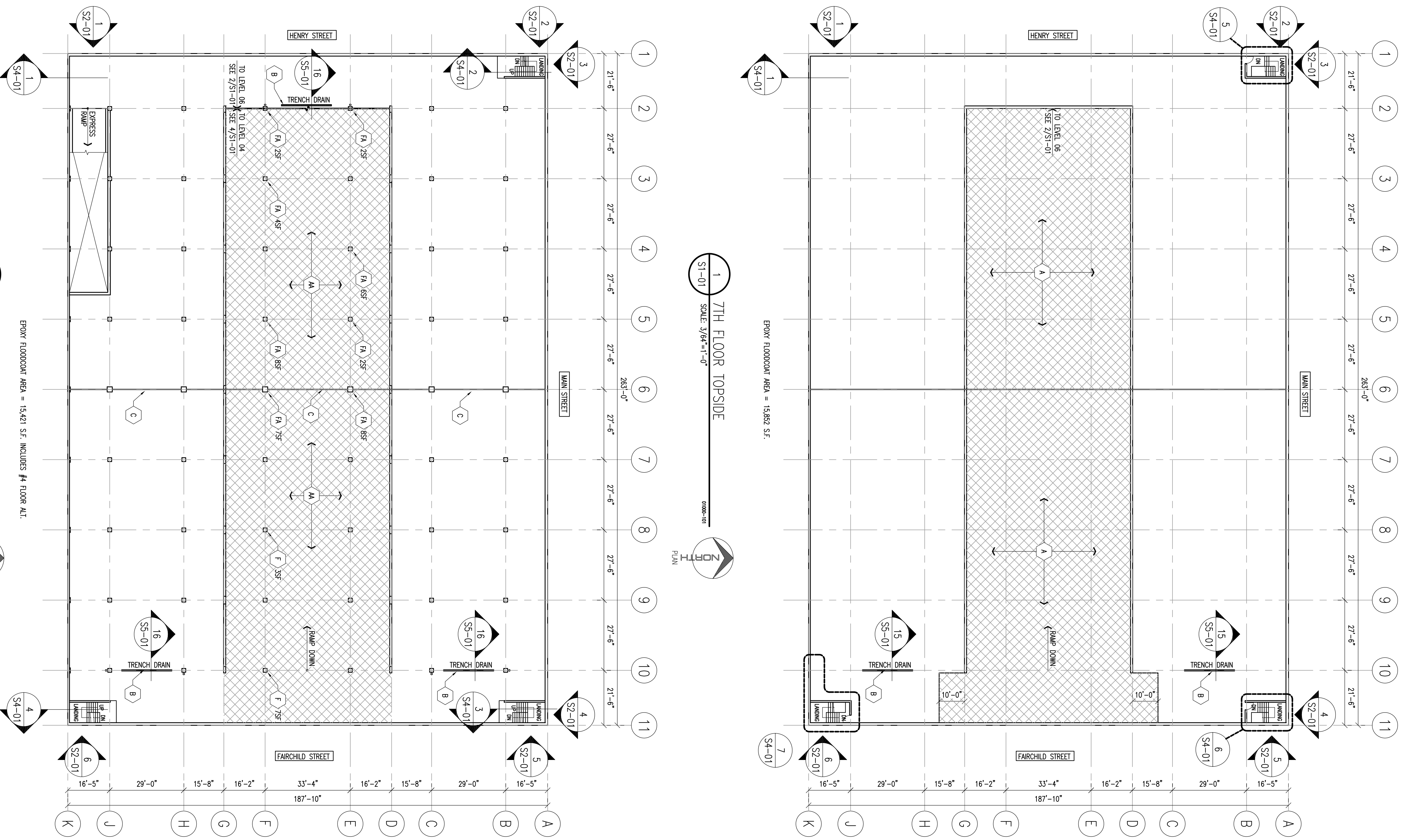


**GMA**  
Engineers  
GUNNAR MALLM & ASSOC., INC.  
CONSULTING ENGINEERS  
6402 Odum Rd.  
Madison, WI 53719  
(608) 286-1108 FAX (608) 286-1109  
E-Mail: mallm@gmaengineers.com

Drawing Title:		2011 RESTORATION	
Project Number:		211006	
Sheet No.:		T0-01	
<b>CAPITOL SQUARE SOUTH PARKING RAMP</b> 113 S. HENRY STREET MADISON, WI 53703			
Date:	4/18/11	ISSUED FOR BIDDING	
Revisions/Revisions:		Symbol:	

**TOPSIDE CONSTRUCTION NOTES:**

- A** FLOOD JOINT OF EPDM GASKET PENETRATING JOINTS. PREPARE AND PRESSURE WASH CONCRETE SURFACE TO REMOVE FLOOR COAT.
- B** SEE HATCHED AREA.
- C** FILL WITH 10" ALL EXISTING SEALANT TO REMAIN. EPDM SEALANT FLOOR COAT. REMOVE EXISTING SEALANT.
- D** REMOVE ALL EXISTING SEALANT FROM PROXIMITY ROUTED JOINTS. REMOVE EXISTING SEALANT FROM JOINTS. REMOVE EXISTING SEALANT FROM JOINTS. REMOVE EXISTING SEALANT FROM JOINTS. REMOVE EXISTING SEALANT FROM JOINTS.
- E** REMOVE ALL EXISTING SEALANT FROM PROXIMITY ROUTED JOINTS. REMOVE EXISTING SEALANT FROM JOINTS. REMOVE EXISTING SEALANT FROM JOINTS. REMOVE EXISTING SEALANT FROM JOINTS.
- F** REMOVE ALL EXISTING SEALANT FROM PROXIMITY ROUTED JOINTS. REMOVE EXISTING SEALANT FROM JOINTS. REMOVE EXISTING SEALANT FROM JOINTS. REMOVE EXISTING SEALANT FROM JOINTS.
- G** REMOVE ALL EXISTING SEALANT FROM PROXIMITY ROUTED JOINTS. REMOVE EXISTING SEALANT FROM JOINTS. REMOVE EXISTING SEALANT FROM JOINTS. REMOVE EXISTING SEALANT FROM JOINTS.
- H** REMOVE ALL EXISTING SEALANT FROM PROXIMITY ROUTED JOINTS. REMOVE EXISTING SEALANT FROM JOINTS. REMOVE EXISTING SEALANT FROM JOINTS. REMOVE EXISTING SEALANT FROM JOINTS.
- I** REMOVE ALL EXISTING SEALANT FROM PROXIMITY ROUTED JOINTS. REMOVE EXISTING SEALANT FROM JOINTS. REMOVE EXISTING SEALANT FROM JOINTS. REMOVE EXISTING SEALANT FROM JOINTS.
- J** REMOVE ALL EXISTING SEALANT FROM PROXIMITY ROUTED JOINTS. REMOVE EXISTING SEALANT FROM JOINTS. REMOVE EXISTING SEALANT FROM JOINTS. REMOVE EXISTING SEALANT FROM JOINTS.
- K** REMOVE ALL EXISTING SEALANT FROM PROXIMITY ROUTED JOINTS. REMOVE EXISTING SEALANT FROM JOINTS. REMOVE EXISTING SEALANT FROM JOINTS. REMOVE EXISTING SEALANT FROM JOINTS.
- L** REMOVE ALL EXISTING SEALANT FROM PROXIMITY ROUTED JOINTS. REMOVE EXISTING SEALANT FROM JOINTS. REMOVE EXISTING SEALANT FROM JOINTS. REMOVE EXISTING SEALANT FROM JOINTS.
- M** REMOVE ALL EXISTING SEALANT FROM PROXIMITY ROUTED JOINTS. REMOVE EXISTING SEALANT FROM JOINTS. REMOVE EXISTING SEALANT FROM JOINTS. REMOVE EXISTING SEALANT FROM JOINTS.
- N** REMOVE ALL EXISTING SEALANT FROM PROXIMITY ROUTED JOINTS. REMOVE EXISTING SEALANT FROM JOINTS. REMOVE EXISTING SEALANT FROM JOINTS. REMOVE EXISTING SEALANT FROM JOINTS.
- O** REMOVE ALL EXISTING SEALANT FROM PROXIMITY ROUTED JOINTS. REMOVE EXISTING SEALANT FROM JOINTS. REMOVE EXISTING SEALANT FROM JOINTS. REMOVE EXISTING SEALANT FROM JOINTS.
- P** REMOVE ALL EXISTING SEALANT FROM PROXIMITY ROUTED JOINTS. REMOVE EXISTING SEALANT FROM JOINTS. REMOVE EXISTING SEALANT FROM JOINTS. REMOVE EXISTING SEALANT FROM JOINTS.
- Q** REMOVE ALL EXISTING SEALANT FROM PROXIMITY ROUTED JOINTS. REMOVE EXISTING SEALANT FROM JOINTS. REMOVE EXISTING SEALANT FROM JOINTS. REMOVE EXISTING SEALANT FROM JOINTS.
- R** REMOVE ALL EXISTING SEALANT FROM PROXIMITY ROUTED JOINTS. REMOVE EXISTING SEALANT FROM JOINTS. REMOVE EXISTING SEALANT FROM JOINTS. REMOVE EXISTING SEALANT FROM JOINTS.
- S** REMOVE ALL EXISTING SEALANT FROM PROXIMITY ROUTED JOINTS. REMOVE EXISTING SEALANT FROM JOINTS. REMOVE EXISTING SEALANT FROM JOINTS. REMOVE EXISTING SEALANT FROM JOINTS.
- T** REMOVE ALL EXISTING SEALANT FROM PROXIMITY ROUTED JOINTS. REMOVE EXISTING SEALANT FROM JOINTS. REMOVE EXISTING SEALANT FROM JOINTS. REMOVE EXISTING SEALANT FROM JOINTS.
- U** REMOVE ALL EXISTING SEALANT FROM PROXIMITY ROUTED JOINTS. REMOVE EXISTING SEALANT FROM JOINTS. REMOVE EXISTING SEALANT FROM JOINTS. REMOVE EXISTING SEALANT FROM JOINTS.
- V** REMOVE ALL EXISTING SEALANT FROM PROXIMITY ROUTED JOINTS. REMOVE EXISTING SEALANT FROM JOINTS. REMOVE EXISTING SEALANT FROM JOINTS. REMOVE EXISTING SEALANT FROM JOINTS.
- W** REMOVE ALL EXISTING SEALANT FROM PROXIMITY ROUTED JOINTS. REMOVE EXISTING SEALANT FROM JOINTS. REMOVE EXISTING SEALANT FROM JOINTS. REMOVE EXISTING SEALANT FROM JOINTS.
- X** REMOVE ALL EXISTING SEALANT FROM PROXIMITY ROUTED JOINTS. REMOVE EXISTING SEALANT FROM JOINTS. REMOVE EXISTING SEALANT FROM JOINTS. REMOVE EXISTING SEALANT FROM JOINTS.
- Y** REMOVE ALL EXISTING SEALANT FROM PROXIMITY ROUTED JOINTS. REMOVE EXISTING SEALANT FROM JOINTS. REMOVE EXISTING SEALANT FROM JOINTS. REMOVE EXISTING SEALANT FROM JOINTS.
- Z** REMOVE ALL EXISTING SEALANT FROM PROXIMITY ROUTED JOINTS. REMOVE EXISTING SEALANT FROM JOINTS. REMOVE EXISTING SEALANT FROM JOINTS. REMOVE EXISTING SEALANT FROM JOINTS.



44111	Date	Issued For	Symbol
		Structural/Revisions	

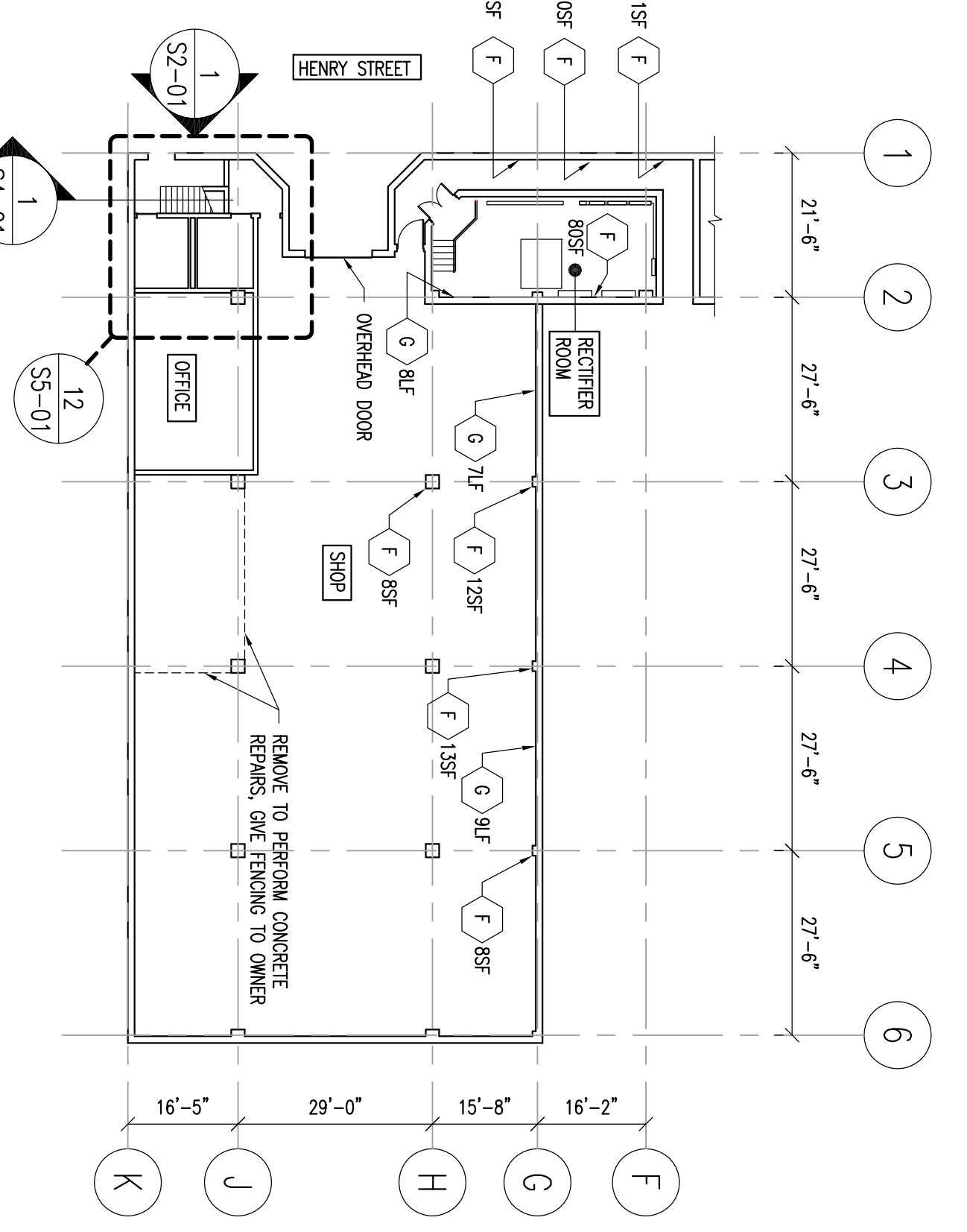
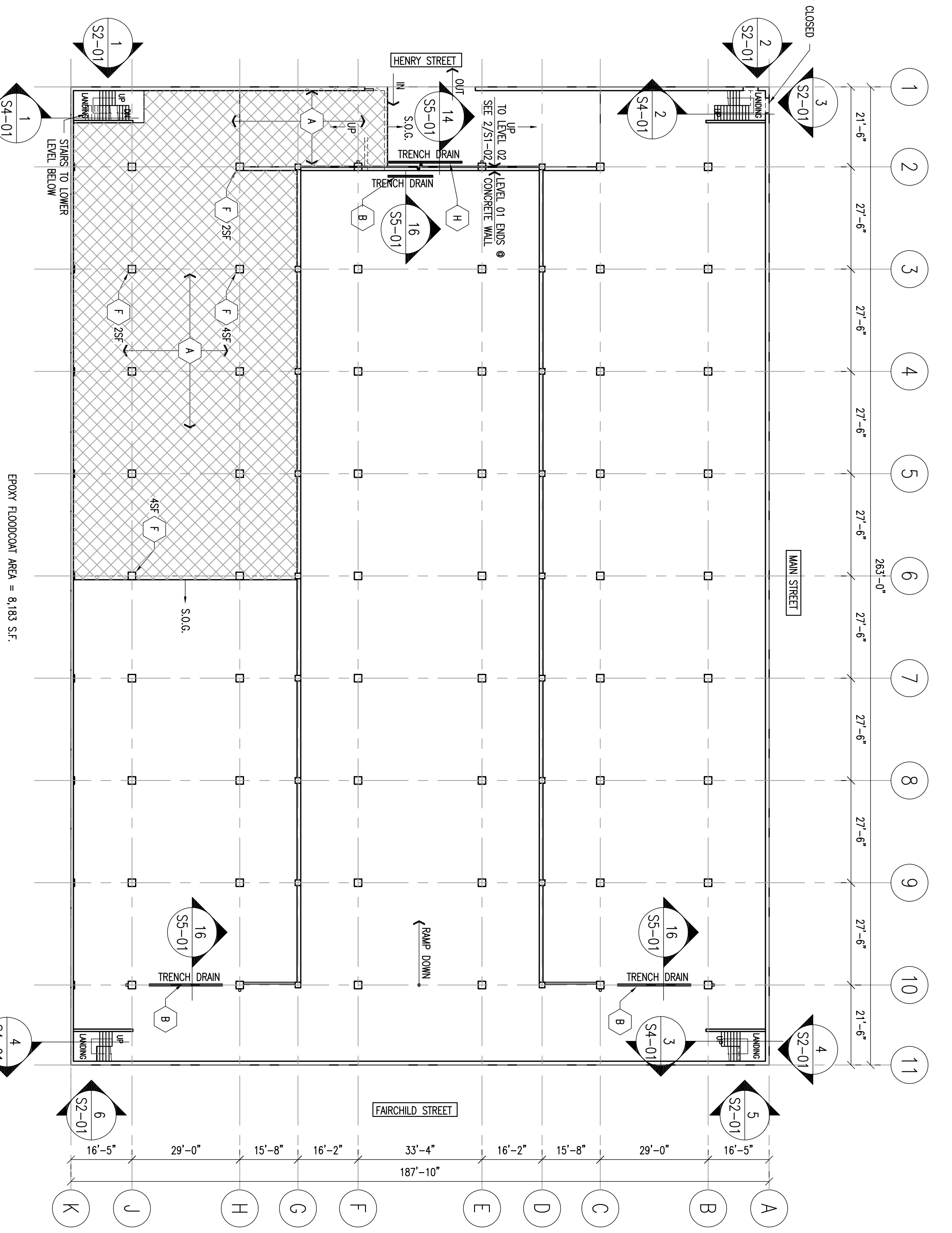
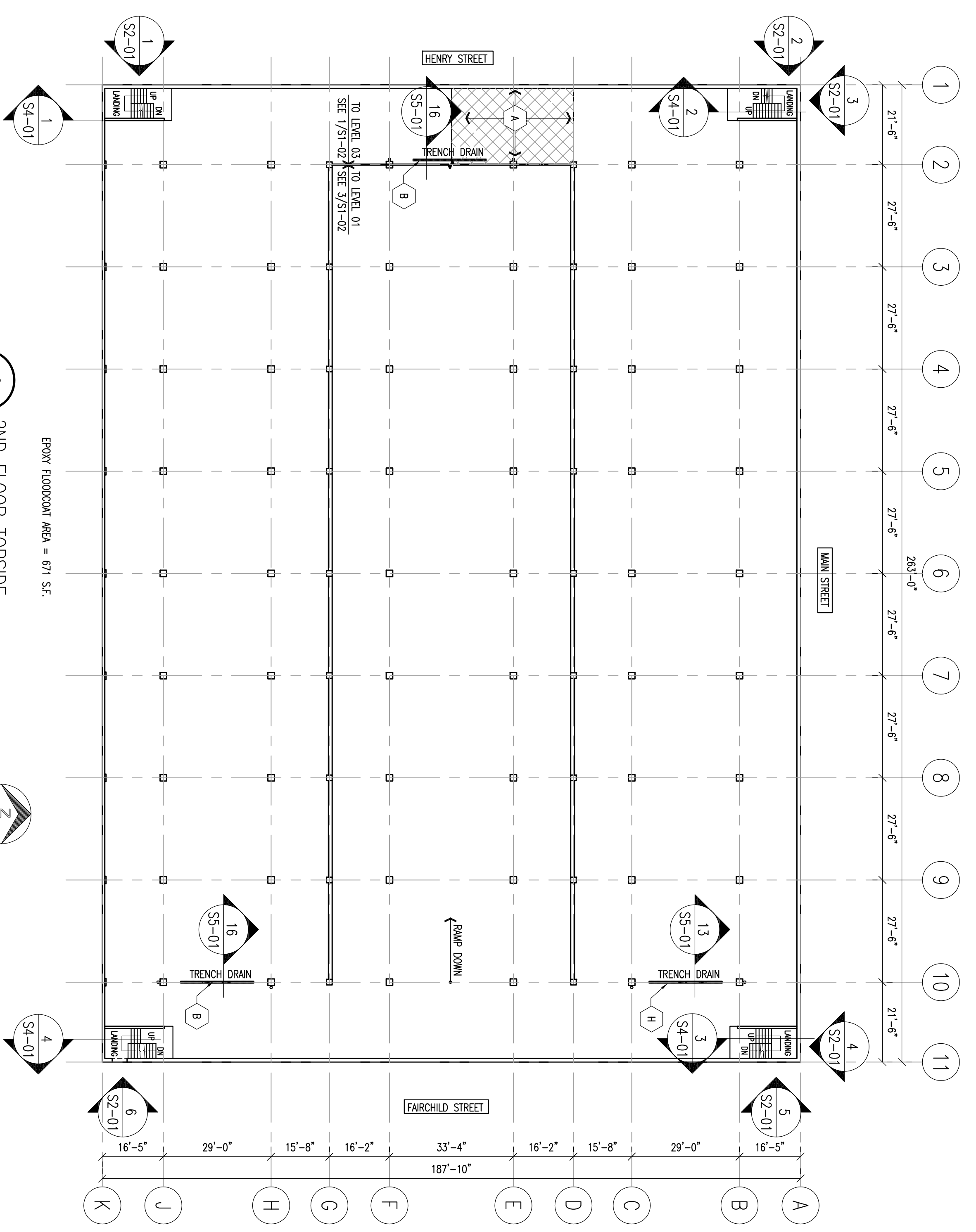
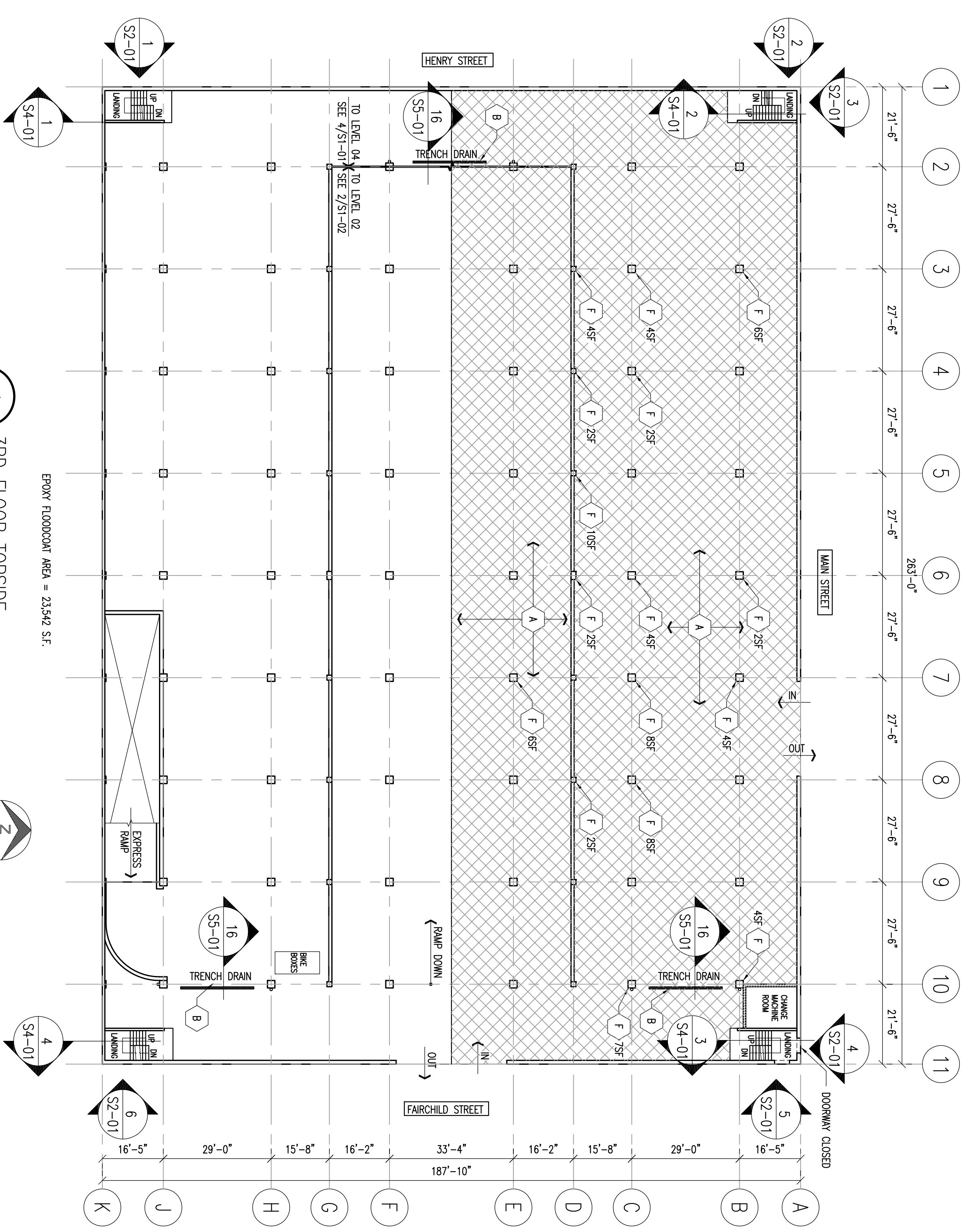
**2014 RESTORATION**  
**CAPITOL SQUARE SOUTH PARKING RAMP**  
 113 S. HENRY STREET  
 MADISON, WI 53703

Project Number: 211006  
 Sheet No: S1-01

Continued

**TOPSIDE CONSTRUCTION NOTES:**

- A FLOOD DRAIN OF EXISTING DRAIN LEADER ENGINEERING SCALE. SET HATCHED AREA.
- B REMOVE EXISTING TRENCH DRAIN GENTS. NOTE ANY GRADING HIGHLIGHT THAT IS FLEET OR MISSING. LEAN DEERS FROM TRENCH DRAIN. PROTECT EXISTING GUTTER. REMOVE GUTTER FROM THE FLOORING JOINT BETWEEN GRANTY FEED EXIST IN ALL FACES OF TRENCH DRAIN FRENCHER. SILE. REMOVAL OF THE SECTION COMPLETED. REMOVE AREAS F FLOOD TEST FAILS.
- C EXANSION JOINT REMOVE & REBACKFILL. THE WORK SHALL CONSIST OF REMOVING EXISTING FLEET EXANSION JOINT ON LEVEL 05 (ALL 3 BAYS), REPAIR OR RECONSTRUCTING QUAKER CONCRETE SURFACES TO MATCH EXISTING SURFACES TO THE EXANSION JOINTS IN ACCORDANCE WITH THE MANUFACTURERS DETAILS, SPECIFICATIONS, INSTALLATION INSTRUCTIONS AND THE SPECIFICATIONS.
- D GRANTY FEED EXIST IN ALL USABLE CHECKS FOR 5 - 10 MINUTES. PROVIDE TEMPORARY DAM IF NEEDED. REPAIR THE REACTION. FLOOD DRAIN HORIZONTAL SURFACE OF THE ENTIRE AREA AND BROADCAST OPEN BRED SAND BEFORE IT SETS. UPH RIMMOUL OF LOOSE ASPHALT AND PROPER CURE TIME. THE CONTRACTOR IS TO PERFORM A WATER LEAK TEST OF THE SECTION COMPLETED. REMOVE AREAS F FLOOD TEST FAILS.
- E REMOVE EXISTING TRENCH DRAIN GENTS. NOTE ANY GRADING HIGHLIGHT THAT IS FLEET OR MISSING. LEAN DEERS FROM TRENCH DRAIN. PROTECT EXISTING GUTTER. REMOVE GUTTER FROM THE FLOORING JOINT BETWEEN GRANTY FEED EXIST IN ALL FACES OF TRENCH DRAIN FRENCHER. SILE. REMOVAL OF THE SECTION COMPLETED. REMOVE AREAS F FLOOD TEST FAILS.
- F CONCRETE COLUMN & WALL DEMOLITION REPAIR. FINISH ALL MATERIALS, LABOR, SERVICES AND INCIDENTALS NECESSARY FOR THE PROPER, OPEN DEMOLITION OF VERTICAL CONCRETE COLUMN & WALLS. THE CONTRACTOR SHALL BE RESPONSIBLE FOR THE REMOVAL OF INSURING CONCRETE. ADVISORY: GRAY BASTING OF ACCEPTABLE REPAIRING. AS DIRECTED BY ENGINEER. CLEANING THE EXPOSED SOUND CONCRETE FROM TO PLACING NEW CONCRETE. PLACE REPAIR CONCRETE. FINISH AND REPAIR REQUIRED BY THE ENGINEER. SCHEDULE AND MENTION REQUIRED BY THE ENGINEER.
- FA ALTERNATE BID ASSE. REPAIR OF REINFORCED CONCRETE COLUMNS ON LEVEL 05 AS DENIED IN (F) ABOVE AS AN ALTERNATE BID.
- G FINISH ALL MATERIALS, LABOR AND SERVICES TO INJECT CRACKS IN THE FOUNDATION WALLS WITHIN THE LOWER LEVEL. AS NOTED ON 1/31-02.
- H REMOVE AND REPAIR EXISTING TRENCH DRAIN. LEVEL 01 (S.O.C.) - SEE DETAIL 14/25-01. LEVEL 02 (NORTH & ON CENTER) - SEE 17/35-01.



Date	Revisions/Developers	Symbols
4/8/11	ISSUED FOR BIDDING	

**2011 RESTORATION**  
**CAPITOL SQUARE SOUTH PARKING RAMP**  
 113 S. HENRY STREET  
 MADISON, WI 53703

Continued

**UNDERSIDE CONSTRUCTION NOTES:**


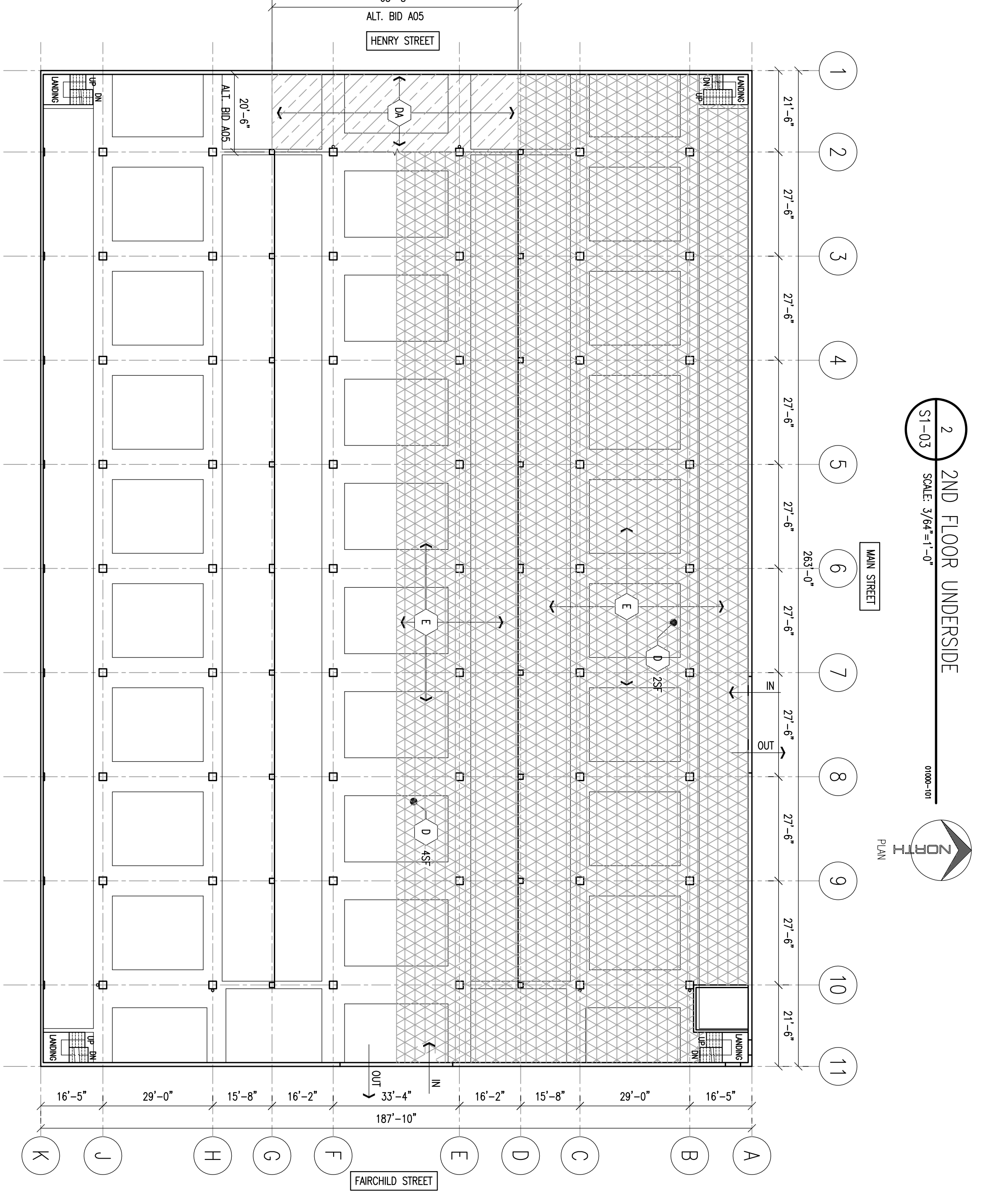
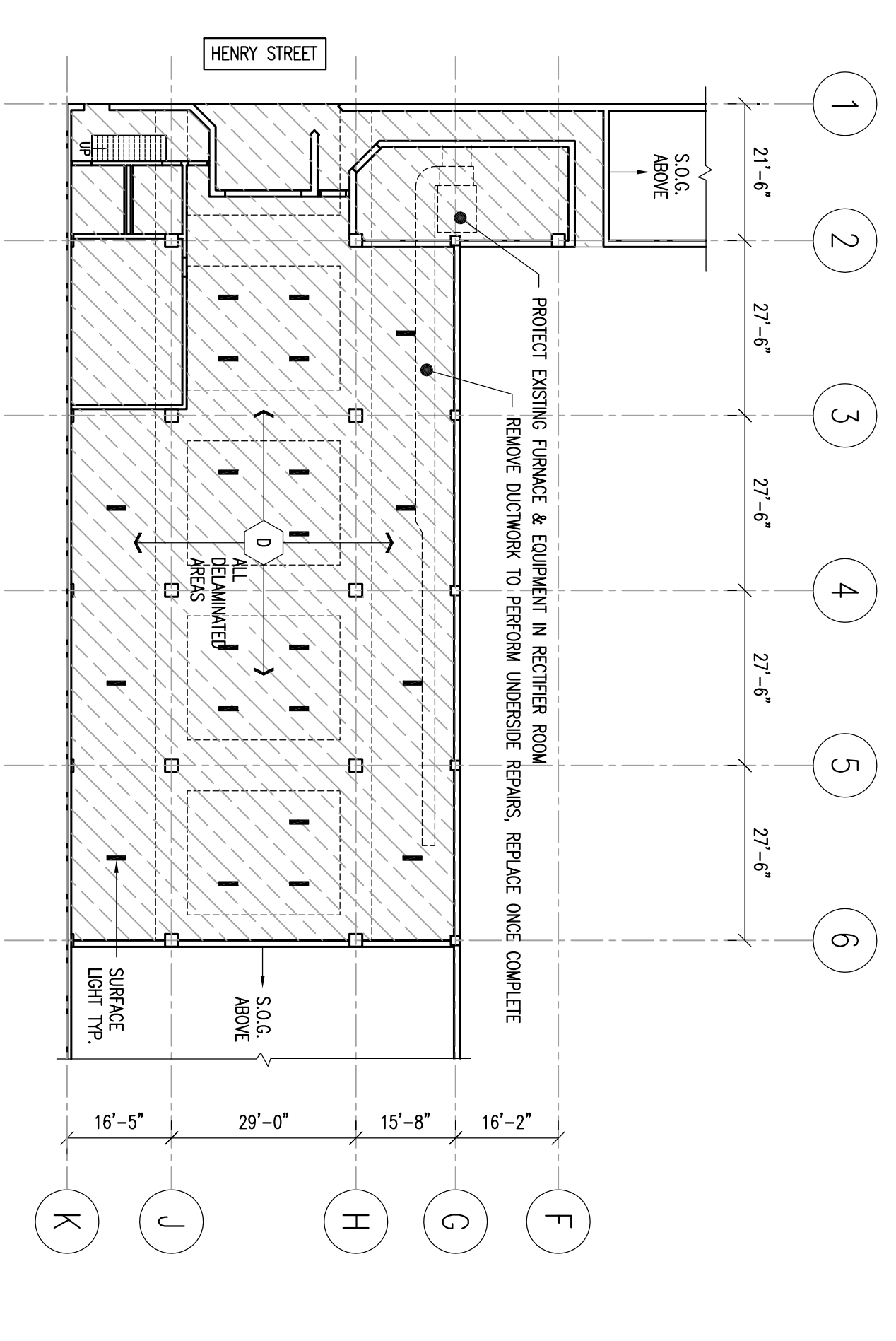
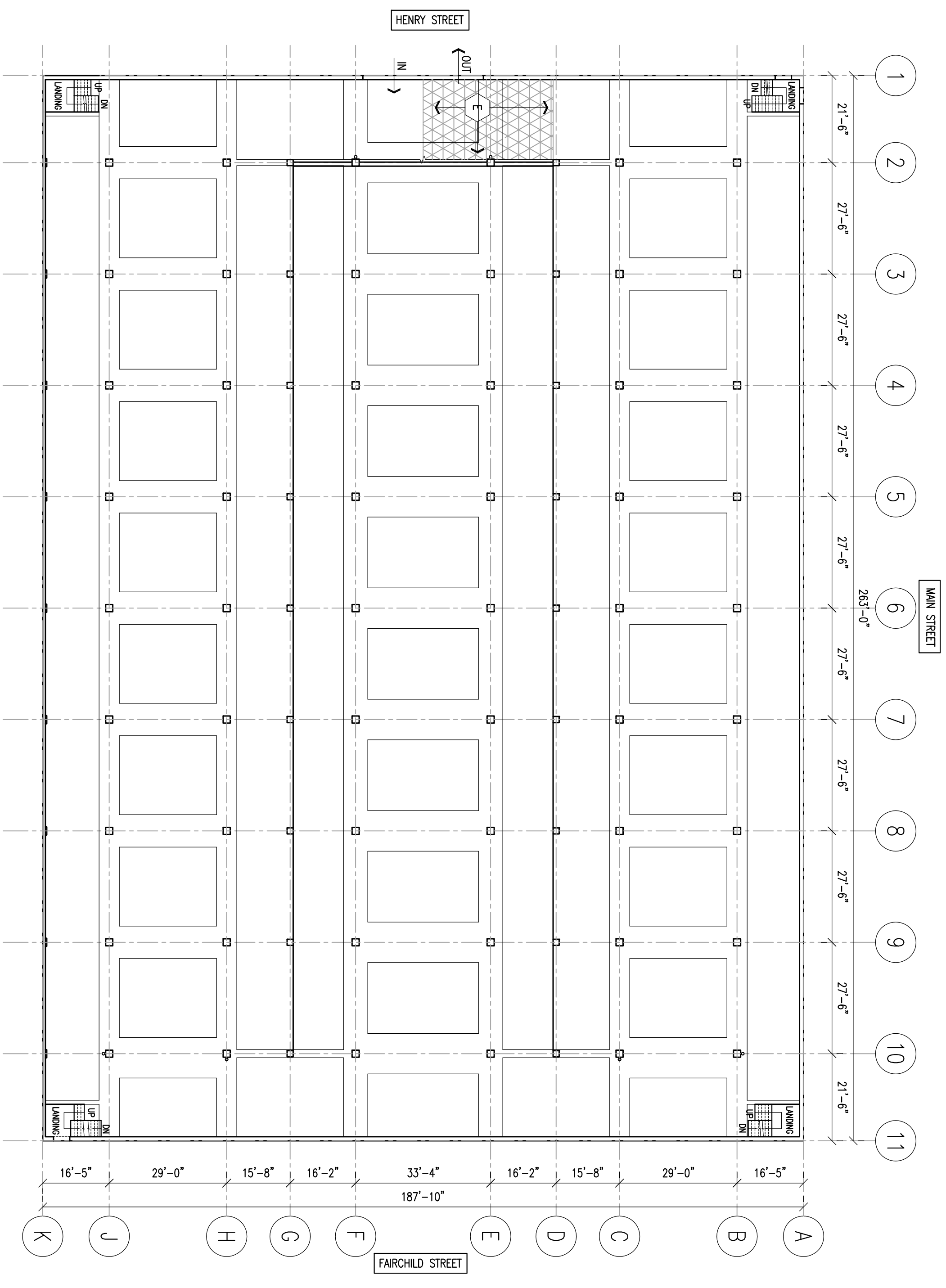
- D** REPAIR OF UNDERSIDE BEAM & SUB CONCRETE DEMANDINGS:  
SET HATCHED AREA - [Hatched Pattern]  
FINISH ALL WEARWAYS, LAVER, SERVICES AND MECHANICAL SPILLS IN GUT IN PLACE SIZES. THE RESTORATION OF UNDERSIDE DEMANDINGS SHALL BE THE RESPONSIBILITY OF THE RESTORATION CONTRACTOR. REMOVE EXISTING CONCRETE FROM THE REMOVAL OF UNDERSIDE CONCRETE. REMOVE GIRT BASTING OF ACCEPTABLE REINFORCING. REMOVE EXISTING CONCRETE FROM THE REMOVAL OF UNDERSIDE CONCRETE FROM TO PLACING NEW CONCRETE. USE ONE OF THE WEAR SURFACES AND REPAIR PROCEDURES. CONCRETE SHALL BE PLACED AND FINISHED AS REQUIRED BY THE SPECIFICATIONS.
- DA** ALTERNATE BID AOS - [Diagonal Lines Pattern]  
REPAIR OF UNDERSIDE BEAM & SUB CONC. DEMANDINGS ON LEVEL OR AS DEFINED IN **D** ABOVE AS AN ALTERNATE BID. SET HATCHED AREA - [Hatched Pattern]
- E** UNDERSIDE CATHODIC PROTECTION ANODE AREA - [Cross-hatch Pattern]  
SET HATCHED AREA - [Cross-hatch Pattern]  
RESTORATION CONTRACTOR TO REPAIR SCARDED DEMANDINGS (GIRTS) WITHIN THE UNDERSIDE OF FRAME AOS. SEE **D** FOR REPAIR PROCEDURES.  
REPAIR OF CATHODIC PROTECTION MADE BY OTHERS

NOTE:  
MANIPULATE TO PROTECT ALL EXISTING ELECTRICAL, MECHANICAL AND PIPING. ALL WORK SHALL BE COMPLETED WITHIN THE UNDERSIDE OF FRAME AOS. REMOVE AND REPAIR DIRTWORK & UTILS & REPAIR CONDUIT & SUPPORT TO REPAIR UNDERSIDE CONCRETE REPAIRS. REINSTALL UPON COMPLETION.

Date	Revisions/Changes	Symbols
4/18/11	ISSUED FOR BIDDING	

**2014 RESTORATION**  
**CAPITOL SQUARE SOUTH PARKING RAMP**  
113 S. HENRY STREET  
MADISON, WI 53703

Drawing Title:  
**UNDERSIDE FLOOR PLANS**  
Project Number:  
211008  
Sheet No.  
**S1-03**  
Drawn By:  
RAB



**3** 3RD FLOOR UNDERSIDE  
S1-03 SCALE 3/8"=1'-0"  
NORTH PLAN

**1** 1ST FLOOR UNDERSIDE  
S1-03 SCALE 3/8"=1'-0"  
NORTH PLAN

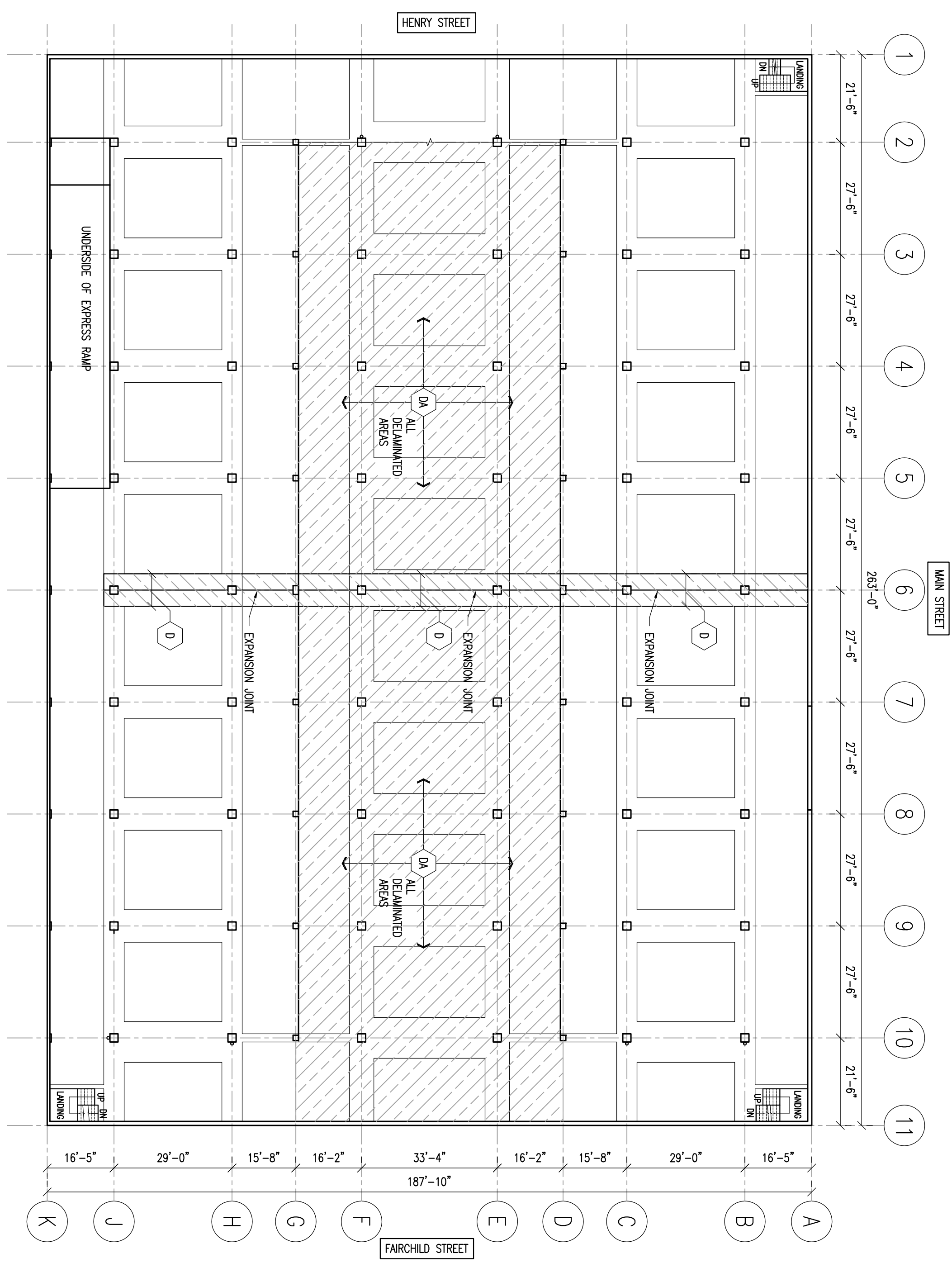
**2** 2ND FLOOR UNDERSIDE  
S1-03 SCALE 3/8"=1'-0"  
NORTH PLAN

**4** 4TH FLOOR UNDERSIDE  
S1-03 SCALE 3/8"=1'-0"  
PORTION OF WORK SHOWN ON THIS PLAN IS ALTERNATE BID AOS  
NORTH PLAN

Continue

**UNDERSIDE CONSTRUCTION NOTES:**

- D** REPAIR OF UNDERSIDE BEAM & SLAB CONCRETE DEMOLITIONS:  
 SEE MATCHED AREA - FURNISH ALL MATERIALS, LABOR, SERVICES AND INCIDENTALS NECESSARY FOR THE PROPER DEPTH REMOVAL OF UNDERSIDE CONCRETE. REPAIR WITH PORTLAND CEMENT CONCRETE TO SOUND UNDERSIDE OF SLAB & BEAMS TO LOCATE DEMOLISHED CONCRETE. BEFORE THE REMOVAL OF UNDERSIDE CONCRETE, THE CONTRACTOR SHALL VERIFY THE LOCATION OF UNACCEPTABLE REINFORCING WITH NEW AS DIRECTED BY ENGINEER, CLAIMING THE EXPOSED SOUND REINFORCING IS ACCEPTABLE. THE CONTRACTOR SHALL SUBMIT THE WORK SCHEDULE AND INSPECTION REQUIRED BY THE ENGINEER TO THE ENGINEER FOR APPROVAL.
- DA** ALTERNATE BID AREA:  
 SEE MATCHED AREA - REPAIR OF UNDERSIDE BEAM & SLAB CONC. DEMOLITIONS ON LEVEL 05 AS SHOWN IN **D** ABOVE AS AN ALTERNATE BID.



**1 5TH FLOOR UNDERSIDE**  
 SCALE: 3/8"=1'-0"  
 PORTION OF WORK SHOWN ON THIS PLAN IS ALTERNATE BID AREA  
 CONSULTING ENGINEERS  
 GMA  
 NORTH

**NOTE:**  
 CONTRACTOR TO PROTECT ALL EXISTING ELECTRICAL, MECHANICAL, PLUMBING FIXTURES AND COMPONENTS DURING CONCRETE REMOVAL.  
 REMOVE AND REPAIR DAMAGED & LOOSE & RELEASE REINFORCING AND UNACCEPTABLE CONCRETE.  
 REPAIRS: REINSTATE UPON COMPLETION.

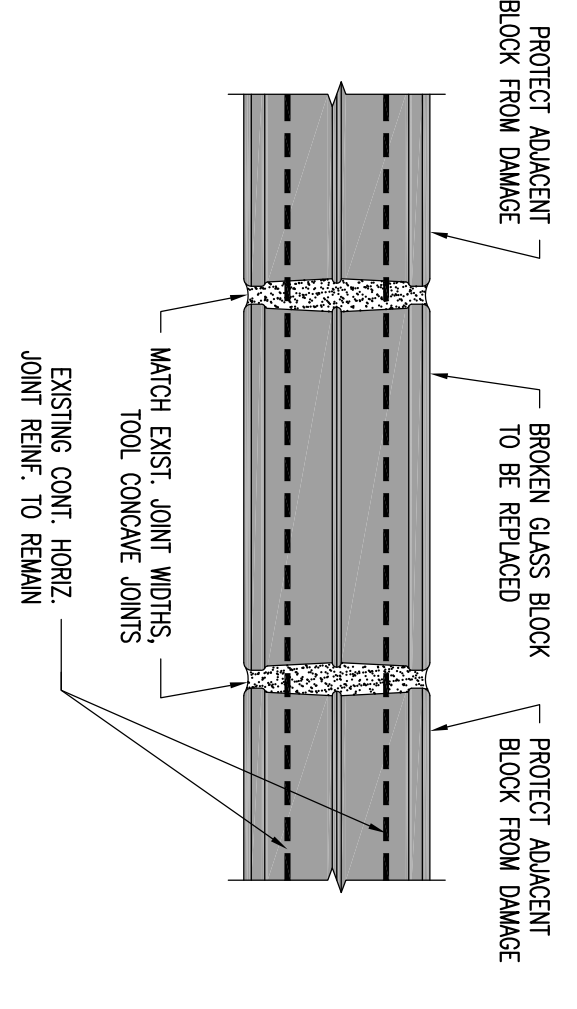
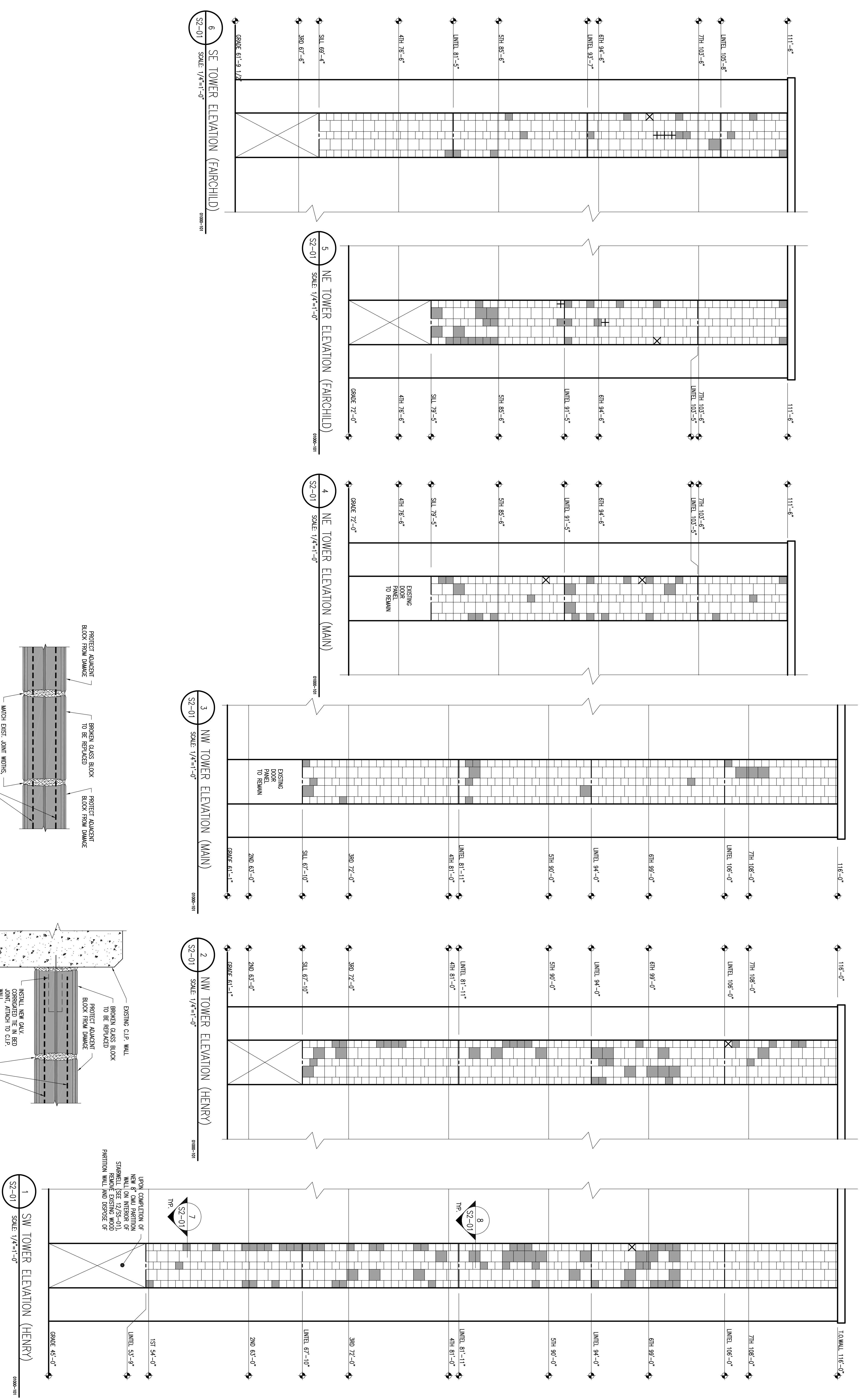
Date	Issued/Revisions	Symbols
4/18/11	ISSUED FOR BIDDING	

**2011 RESTORATION**  
**CAPITOL SQUARE SOUTH PARKING RAMP**  
 113 S. HENRY STREET  
 MADISON, WI 53703

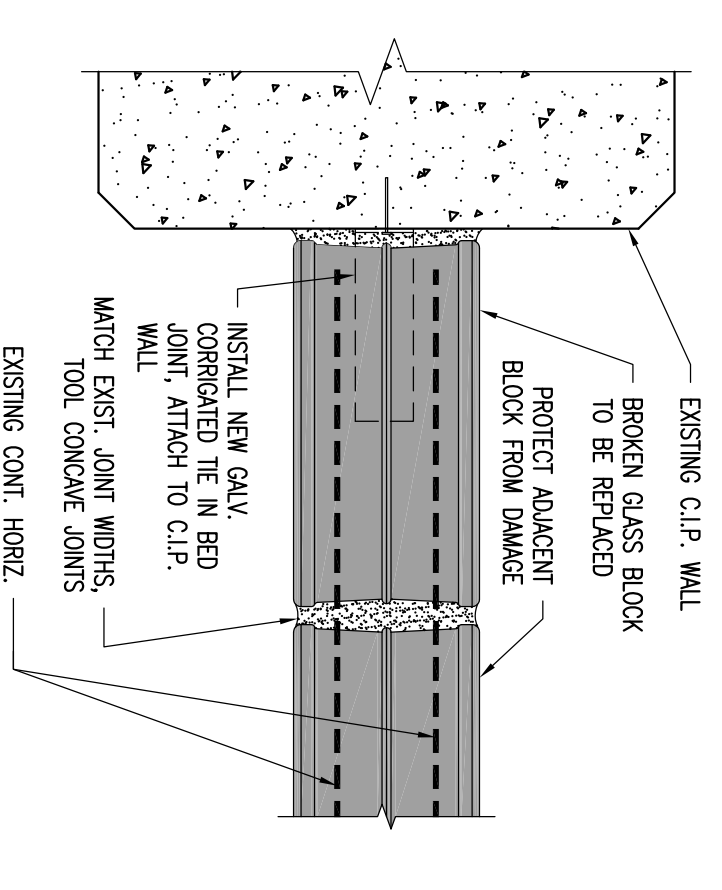
Comments:

- LEGEND**
- CRACKED/BROKEN GLASS BLOCK
  - MISSING GLASS BLOCK
  - ⊕ EXIST. GLASS BLOCK INSTALLED IN SQUANT
  - EXISTING LINTEL IN GLASS BLOCK
- NOTE: ALL GLASS BLOCK EXPANSIONS AS VIEWED FROM EXTERIOR

- REPAIR SEQUENCE**
1. REMOVE EXISTING BROKEN GLASS BLOCK, OR BLOCK INSTALLED IN SQUANT.
  2. REMOVE FLEWELER WORKER JOINTS OR SEALANT JOINTS. DO NOT DAMAGE THE ADJACENT BLOCK OR THE EXISTING FLEWELER JOINT REINFORCEMENT.
  3. IF BLOCK IS ADJACENT TO THE EXISTING CP WALL, WALL AND BED INTO BED JOINT OF BLOCK BEING REPLACED.
  4. PLACE WORKER IN BED JOINT, INSTALL NEW BLOCK AND SHOW AS REQUIRED, WAINING ADJACENT JOINT JOINT VOS BETWEEN BLOCKS TO BE FILLED.
  5. FILL WORKER JOINTS WITH A CONCRETE PARTIAL ON FROM FACE OF BLOCK WALL INTERIOR AND EXTERIOR. REFERENCE: 8901H.



8 GLASS BLOCK REPLACEMENT IN FIELD  
SCALE: 3/4"=1'-0"  
S2-01



7 GLASS BLOCK REPLACEMENT @ WALL  
SCALE: 3/4"=1'-0"  
S2-01

UPON COMPLETION OF NEW CP WALL ON INTERIOR OF SW TOWER, REMOVE EXISTING MOOD PARTITION WALL AND DISPOSE OF

1 SW TOWER ELEVATION (HENRY)  
SCALE: 1/4"=1'-0"  
S2-01

2 NW TOWER ELEVATION (HENRY)  
SCALE: 1/4"=1'-0"  
S2-01

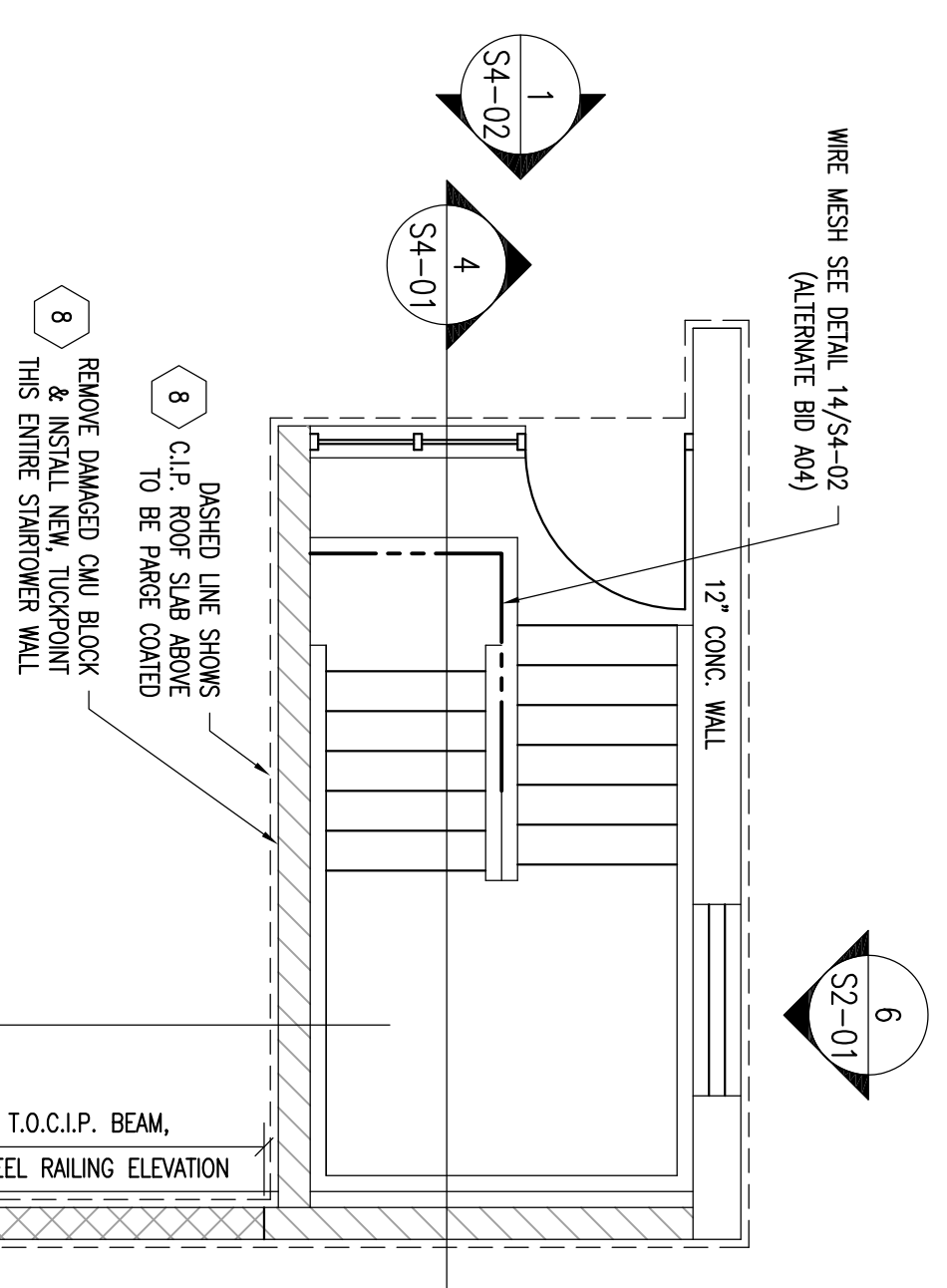
3 NW TOWER ELEVATION (MAIN)  
SCALE: 1/4"=1'-0"  
S2-01

4 NE TOWER ELEVATION (MAIN)  
SCALE: 1/4"=1'-0"  
S2-01

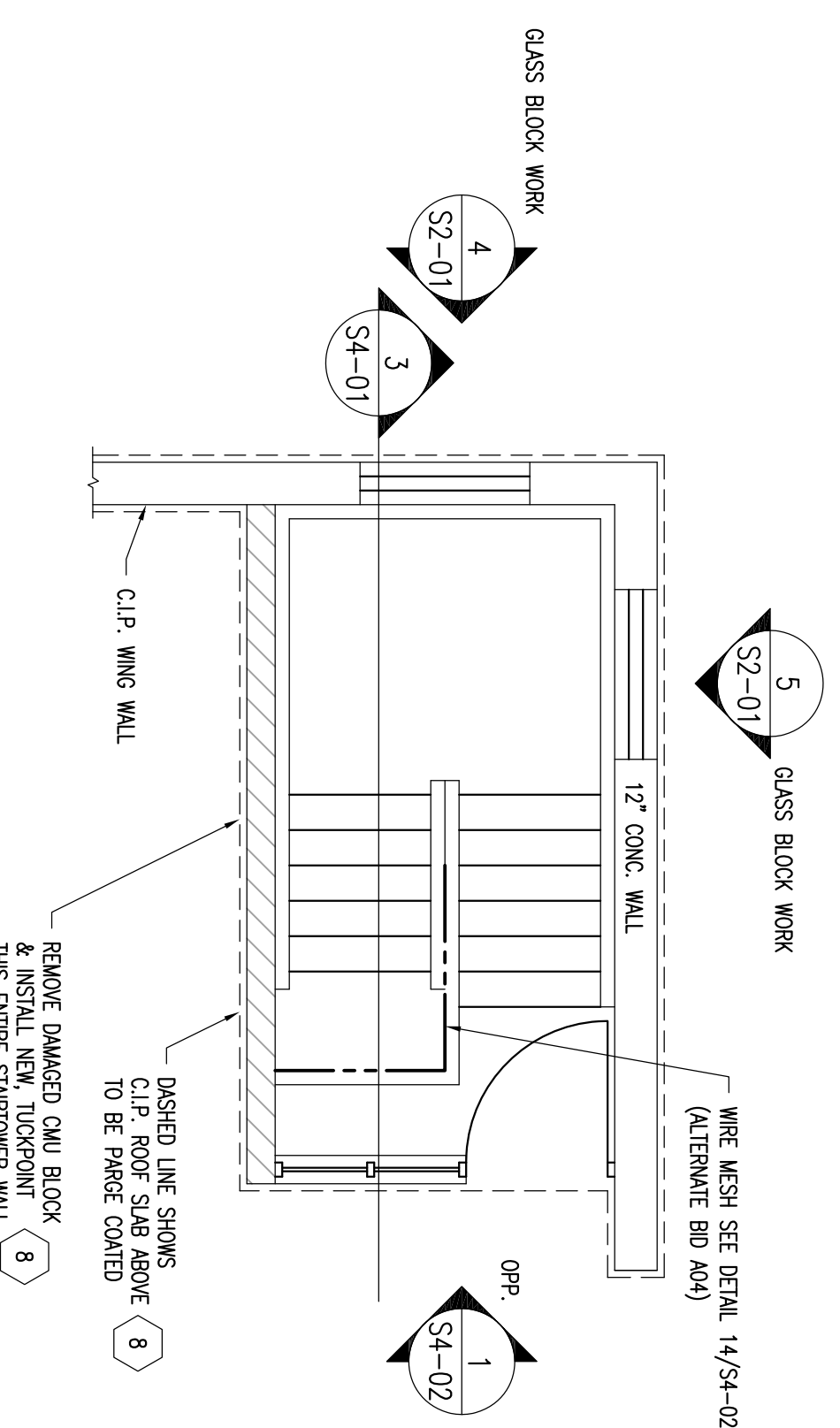
5 NE TOWER ELEVATION (FAIRCHILD)  
SCALE: 1/4"=1'-0"  
S2-01

6 SE TOWER ELEVATION (FAIRCHILD)  
SCALE: 1/4"=1'-0"  
S2-01

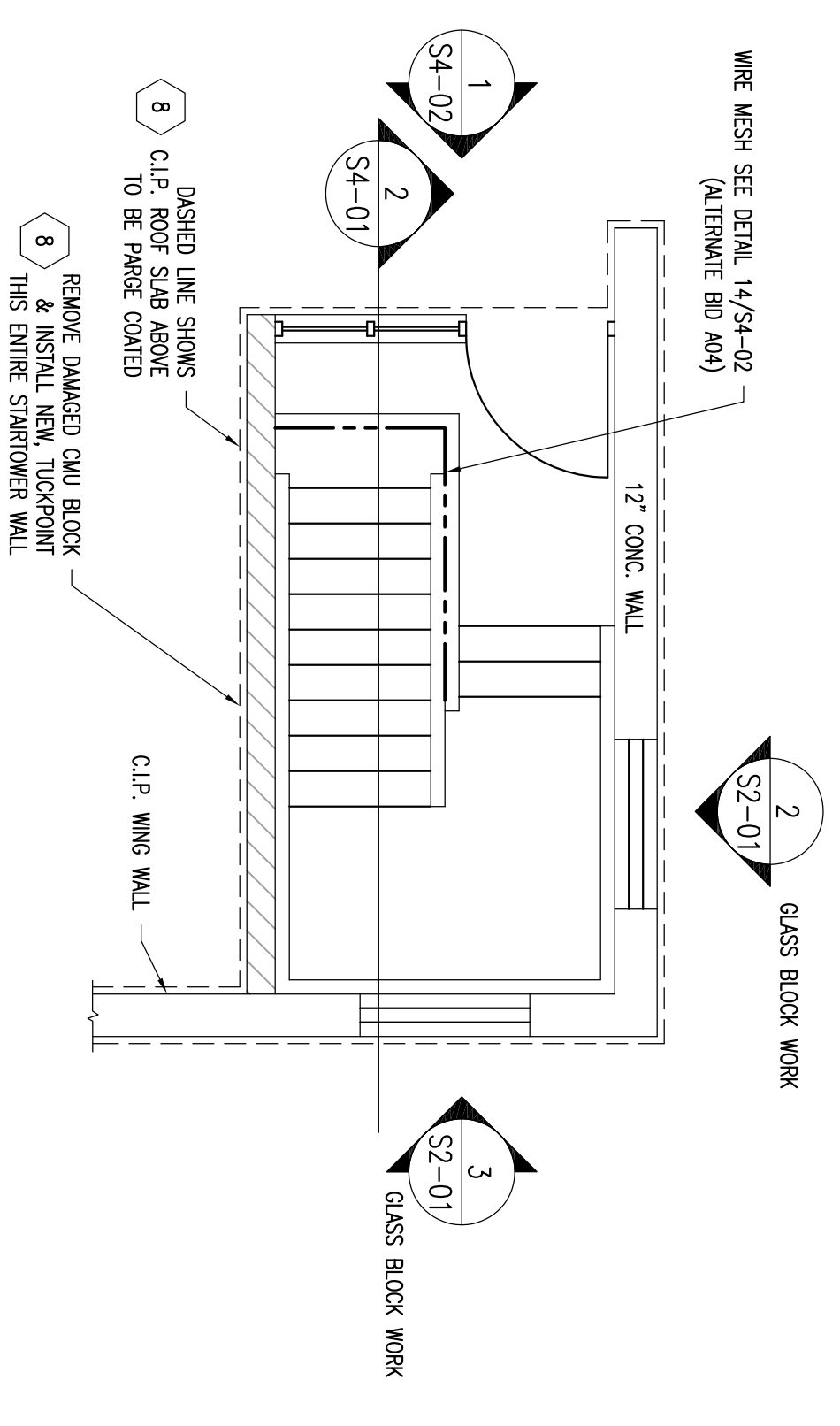
Drawing Title: <b>GLASS BLOCK ELEVATIONS &amp; DETAILS</b>	
Project Number: 211008	Sheet No.:
Drawn By: RAB	<b>S2-01</b>
<p>2014 RESTORATION CAPITOL SOUTH PARKING RAMP 113 S. HENRY STREET MADISON, WI 53703</p>	
Date: 4/8/11	Issued For Record:
Revisions:	Symbols:



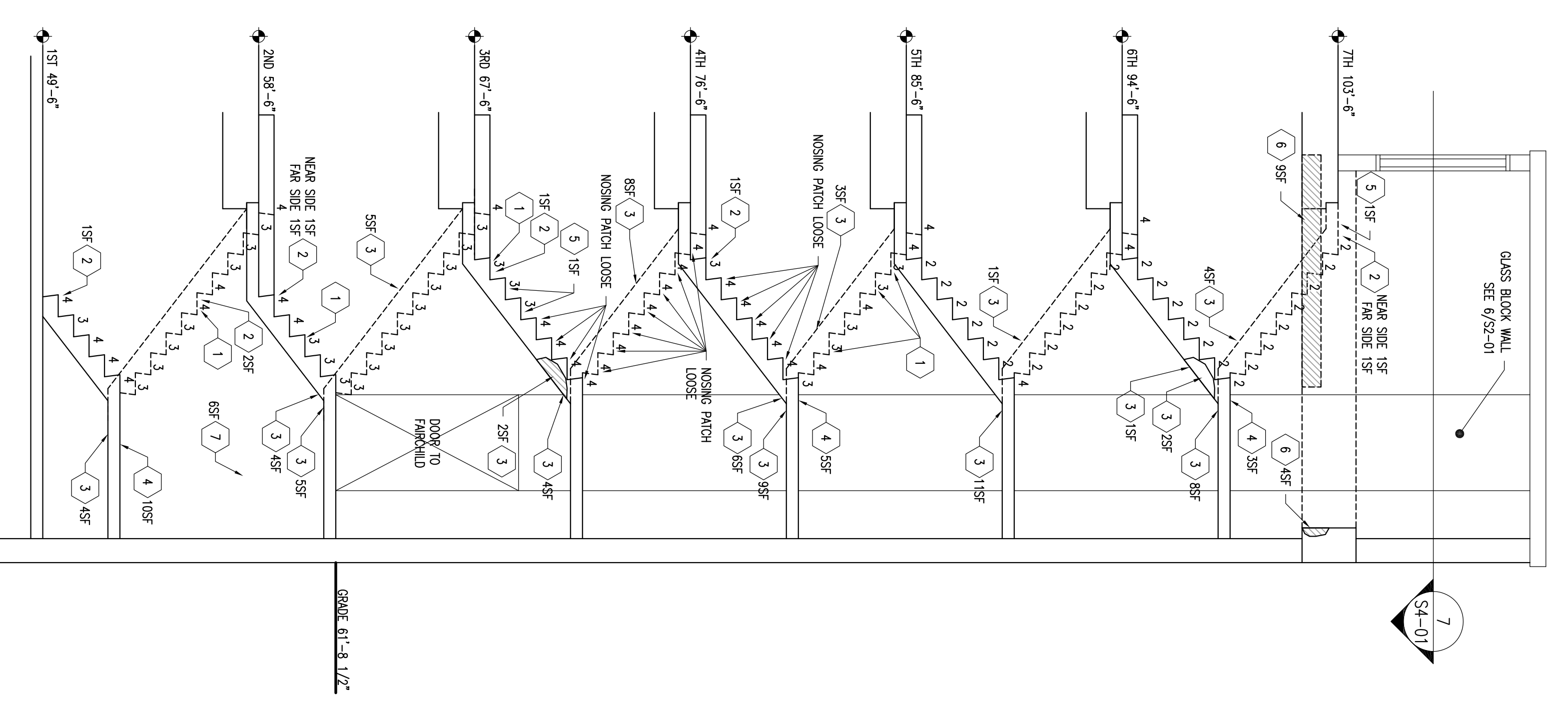
6 ENLARGED STAIR TOWER PLAN  
SCALE: 1/4"=1'-0"  
0100-01



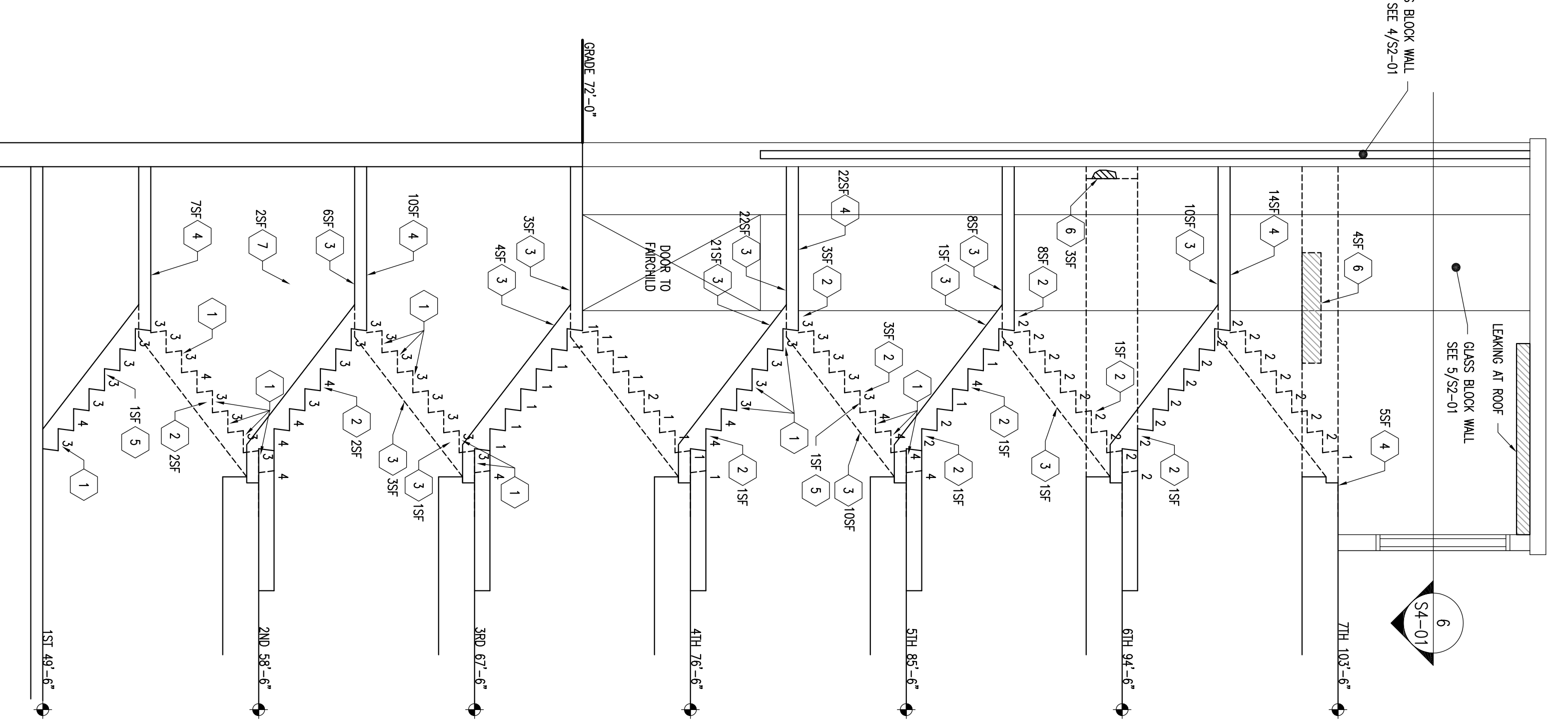
5 ENLARGED STAIR TOWER PLAN  
SCALE: 1/4"=1'-0"  
0100-02



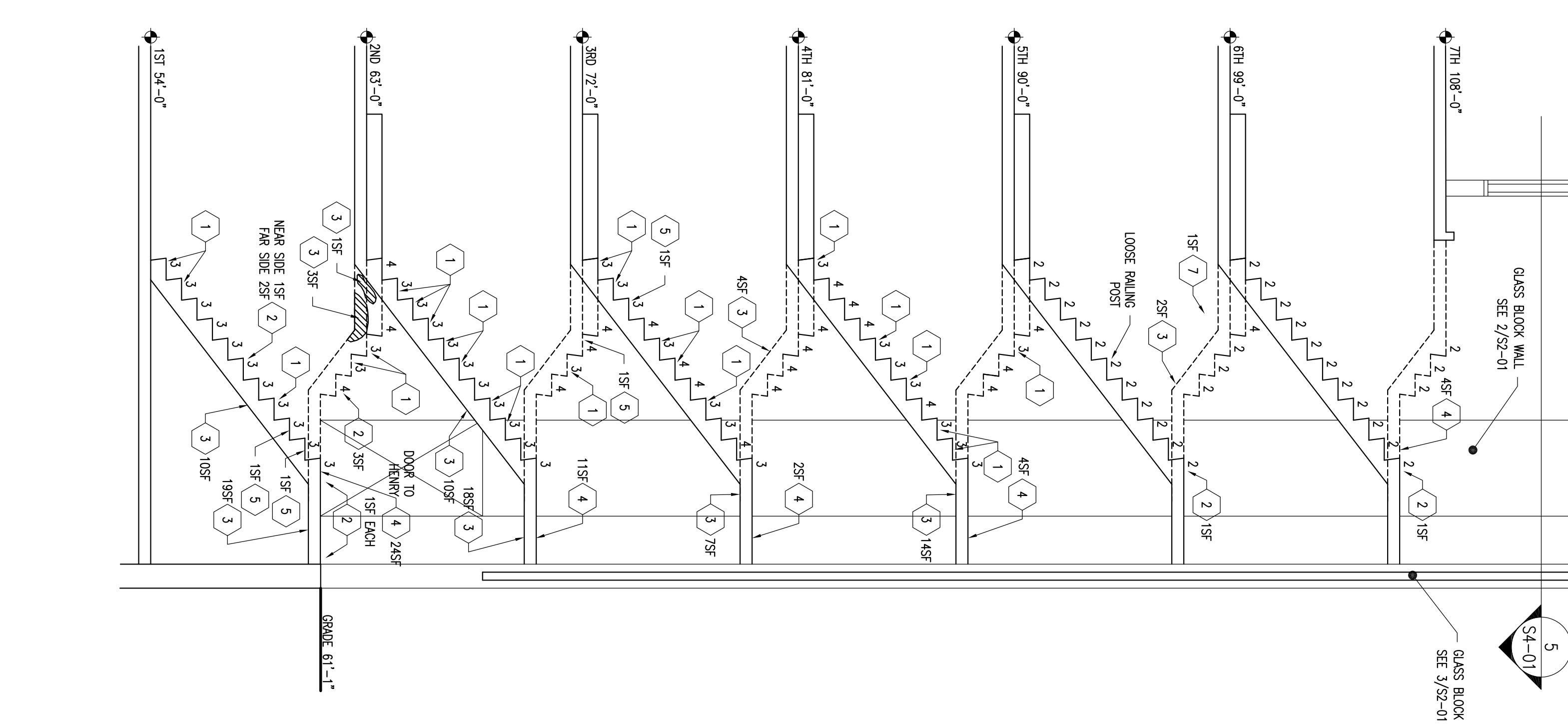
5 ENLARGED STAIR TOWER PLAN  
SCALE: 1/4"=1'-0"  
0100-03



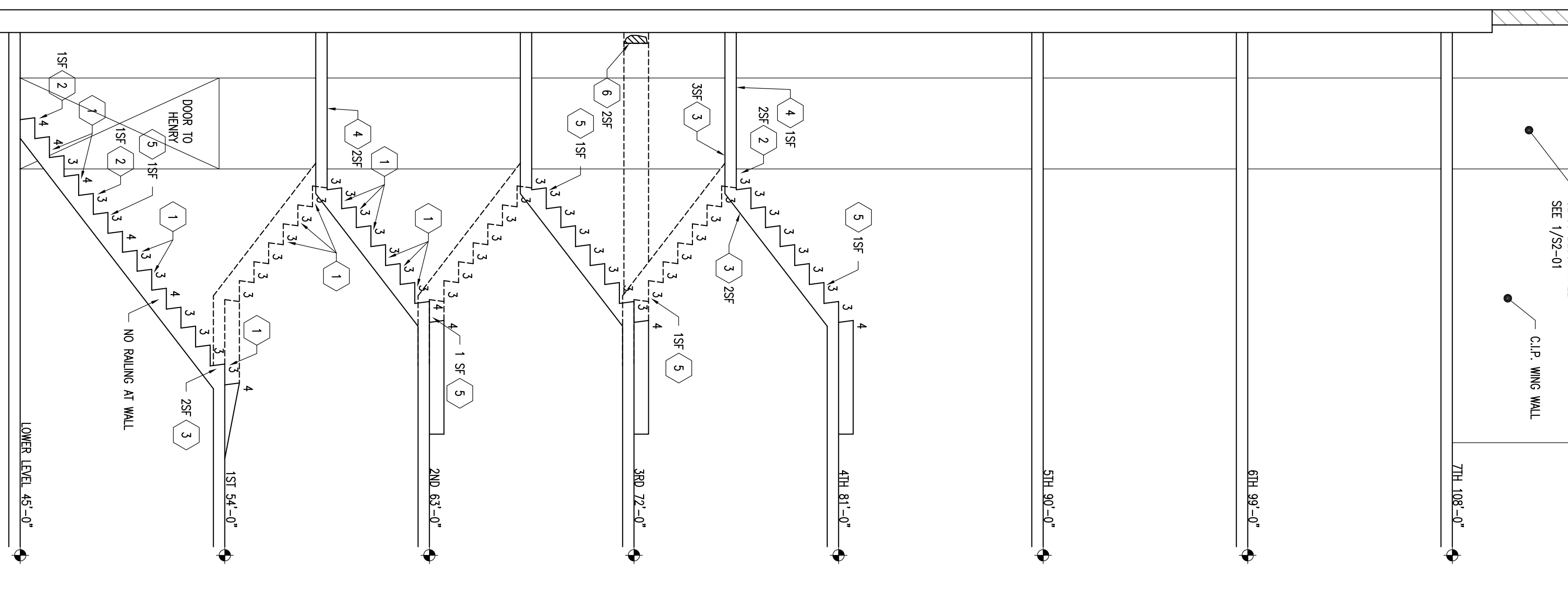
7 ENLARGED STAIR TOWER PLAN  
SCALE: 1/4"=1'-0"  
0100-04



3 NE STAIR SECTION (FAIRCHILD & MAIN)  
SCALE: 1/4"=1'-0"  
0100-05



2 NW STAIR SECTION (HENRY & MAIN)  
SCALE: 1/4"=1'-0"  
0100-06



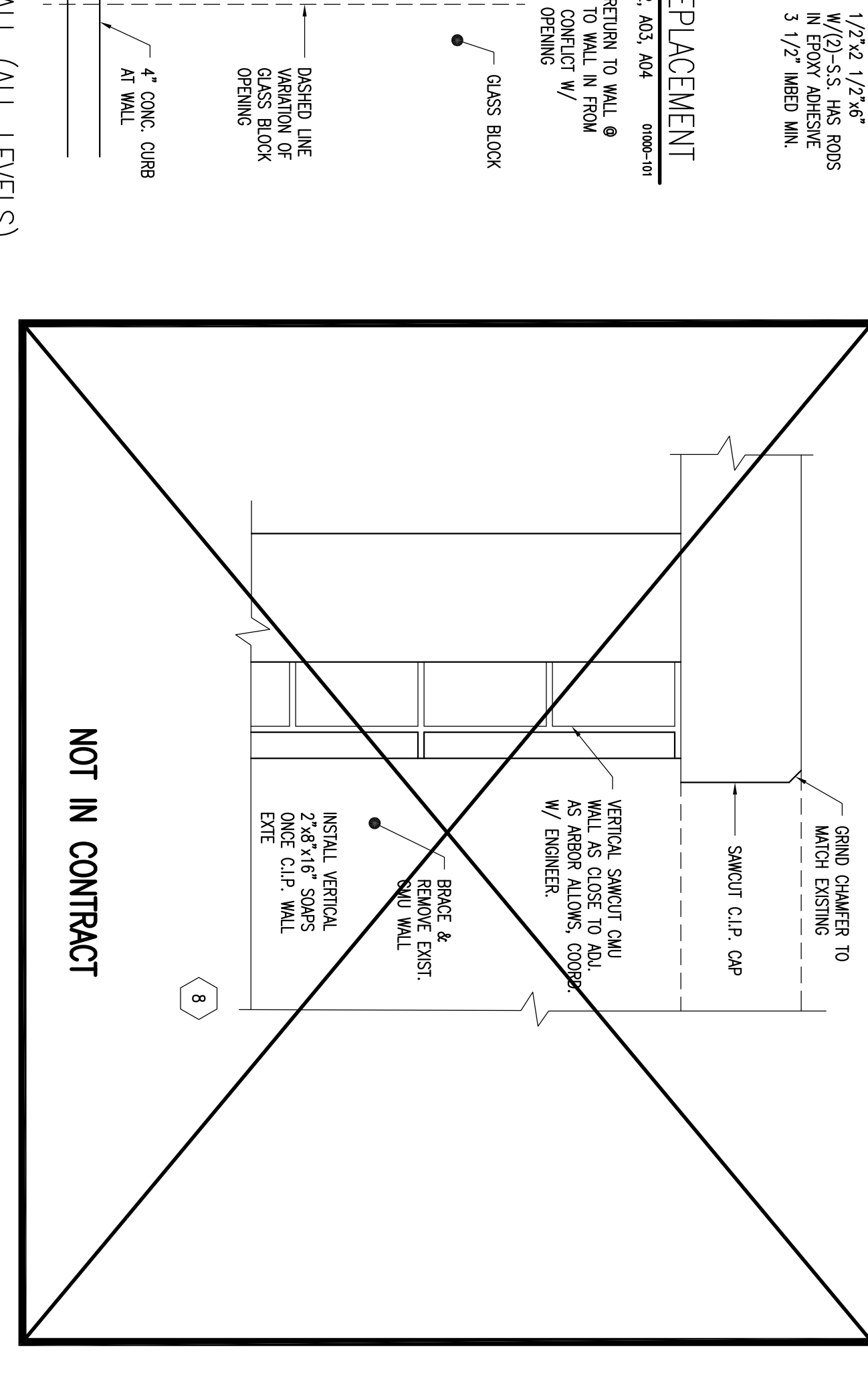
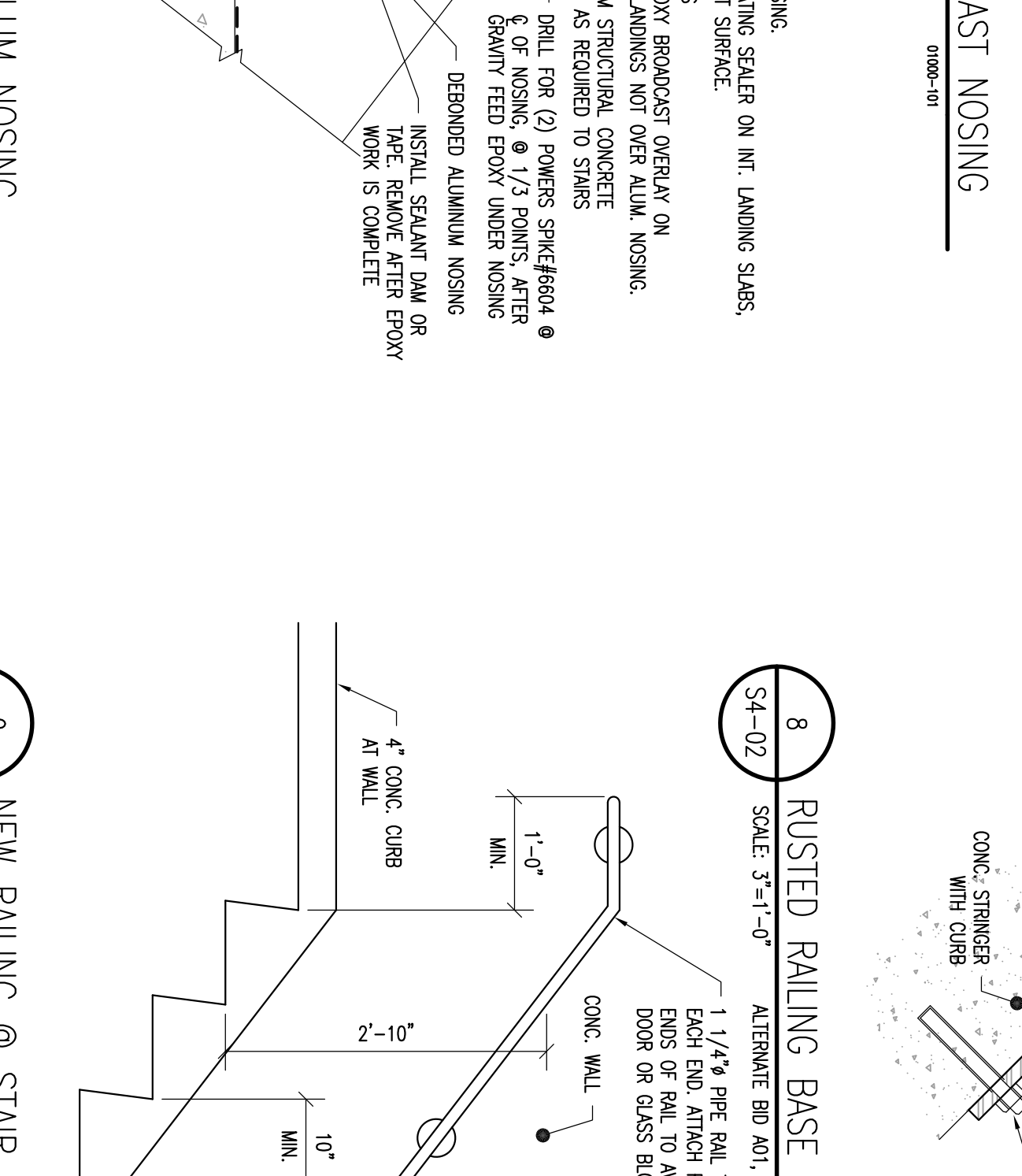
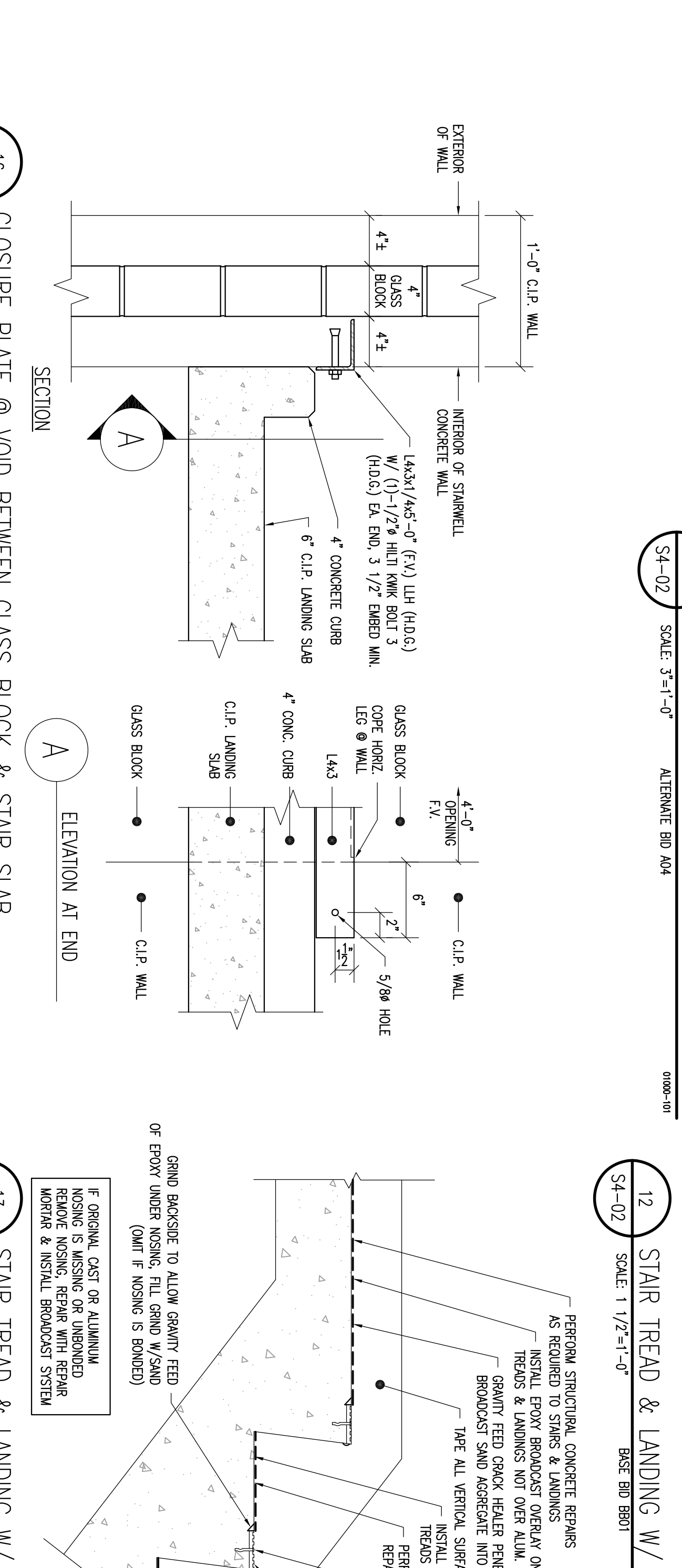
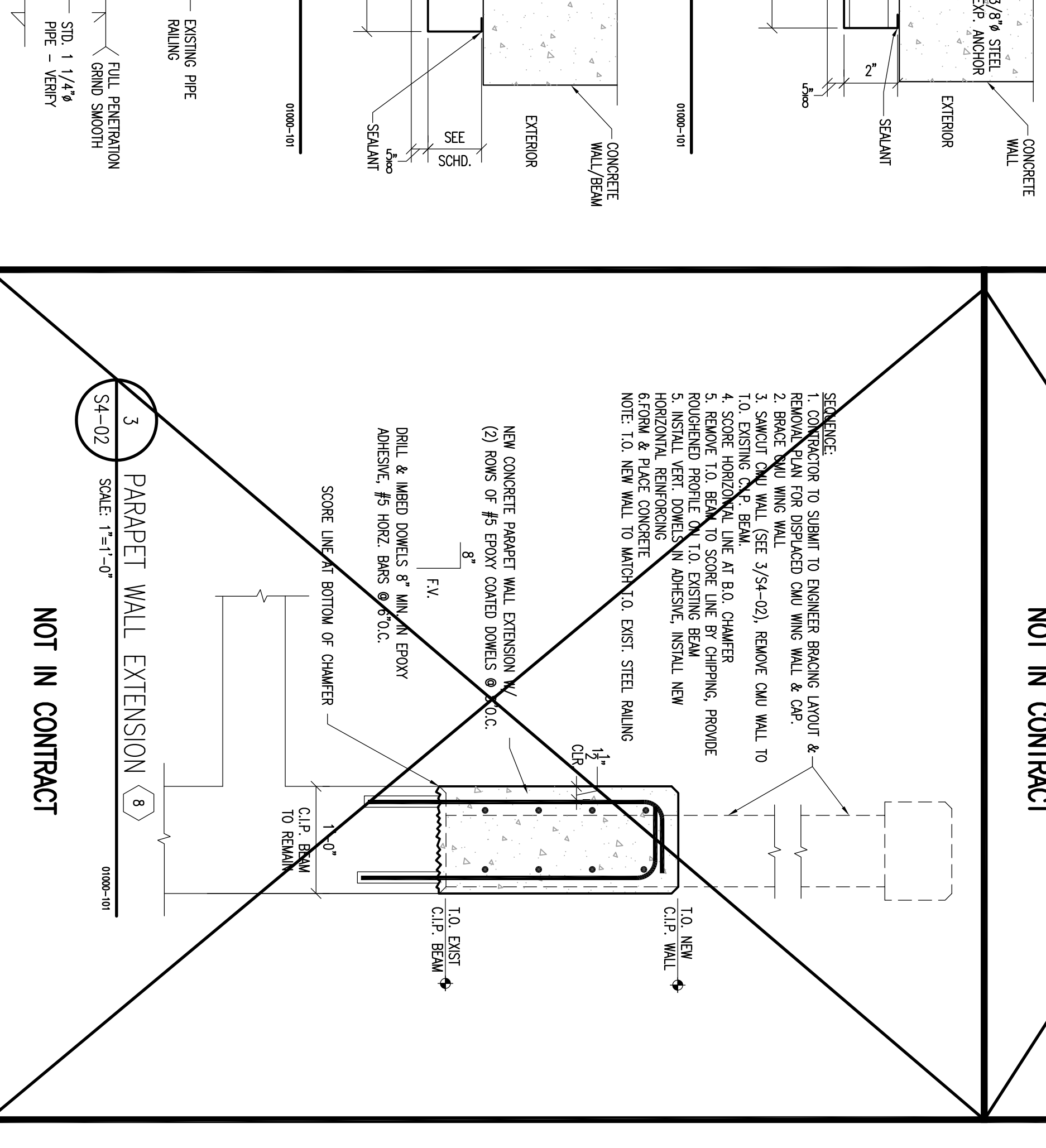
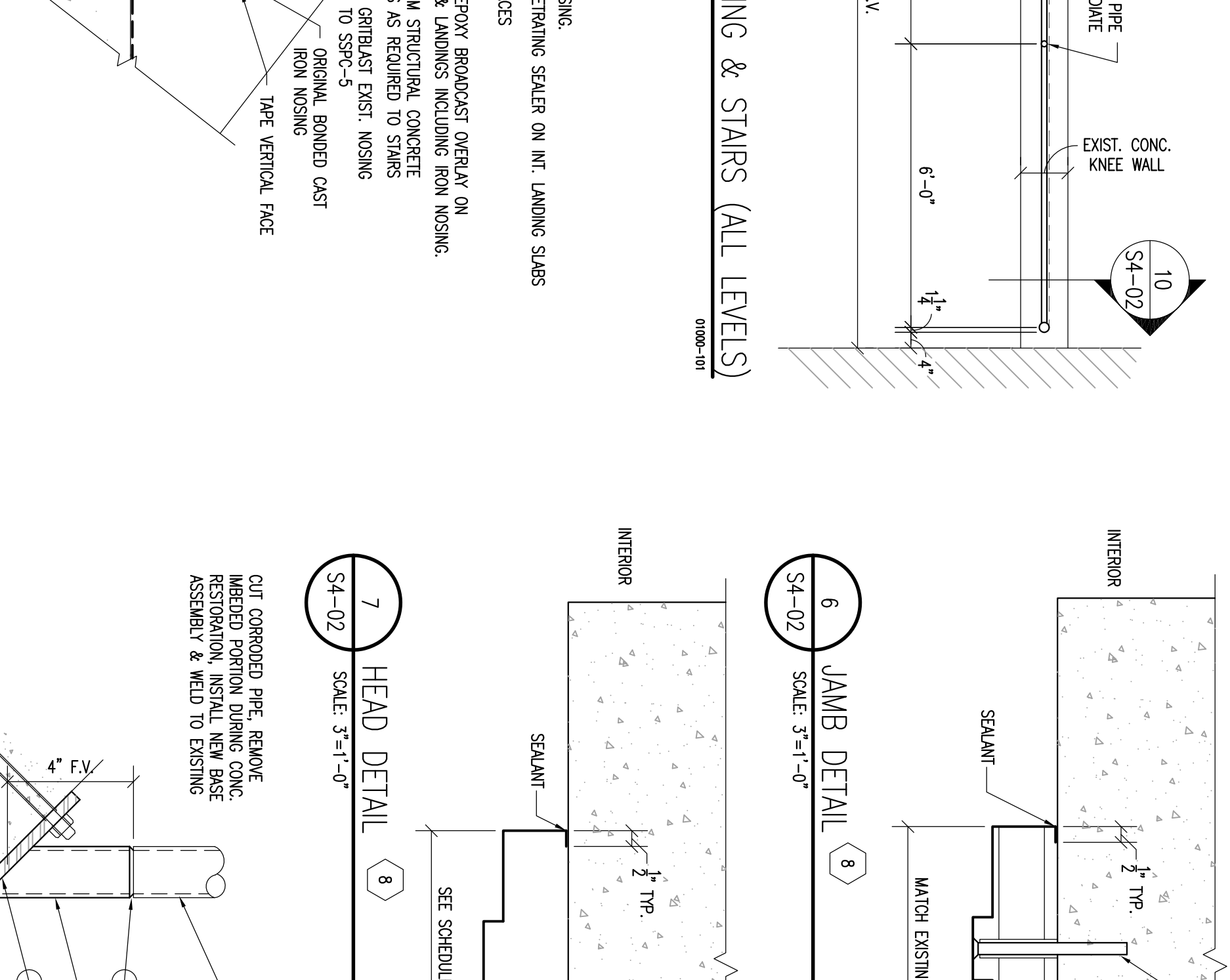
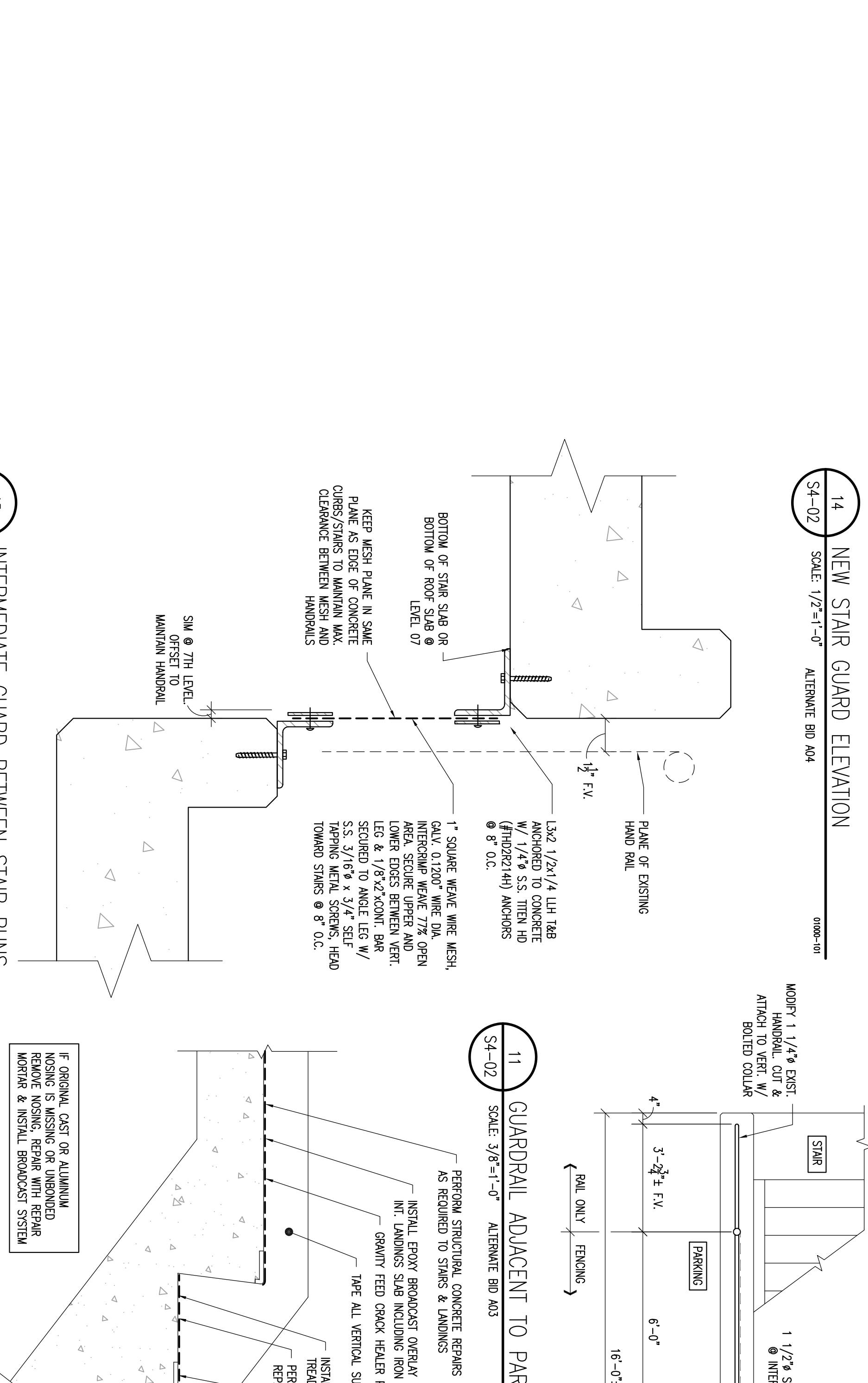
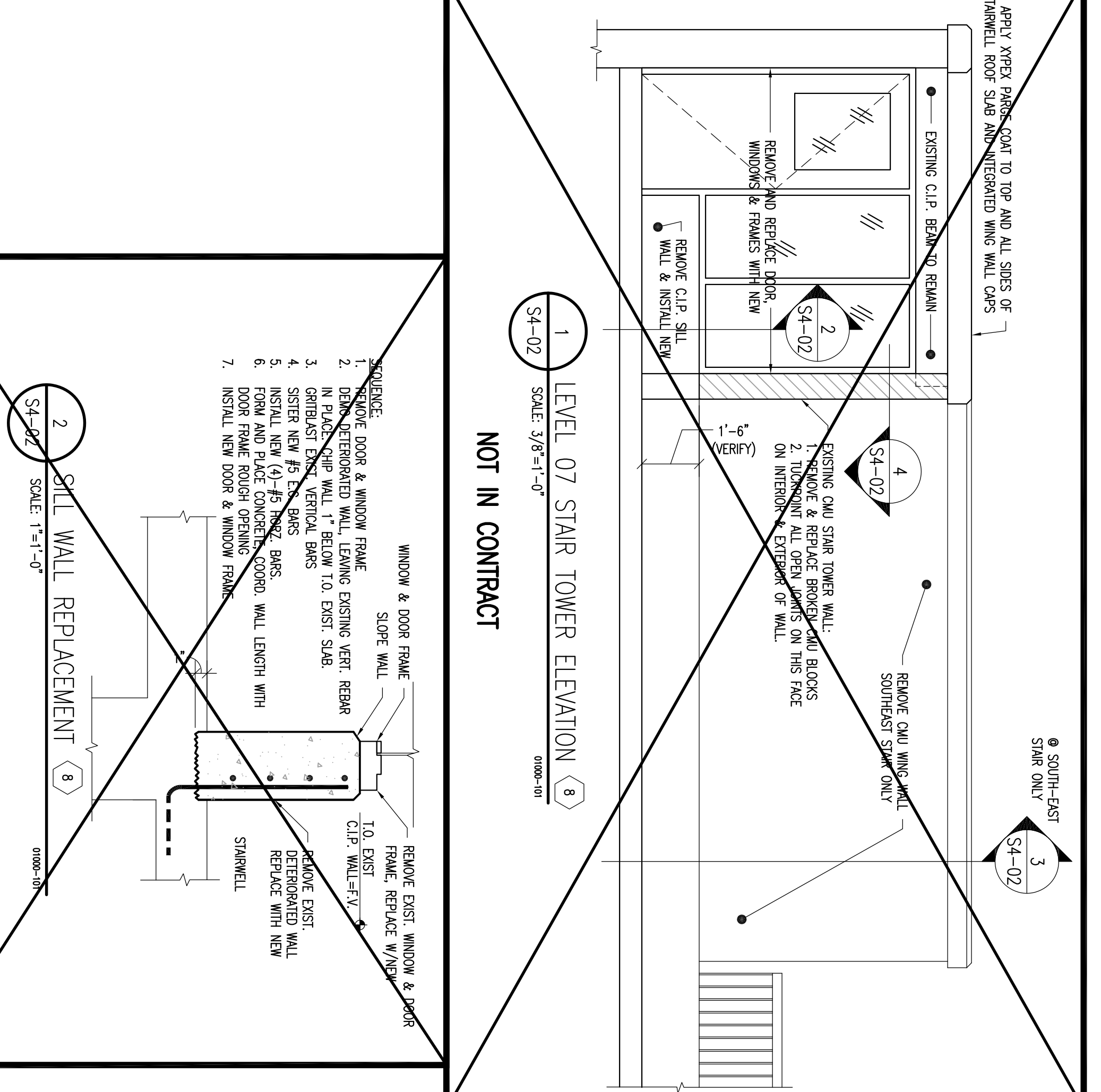
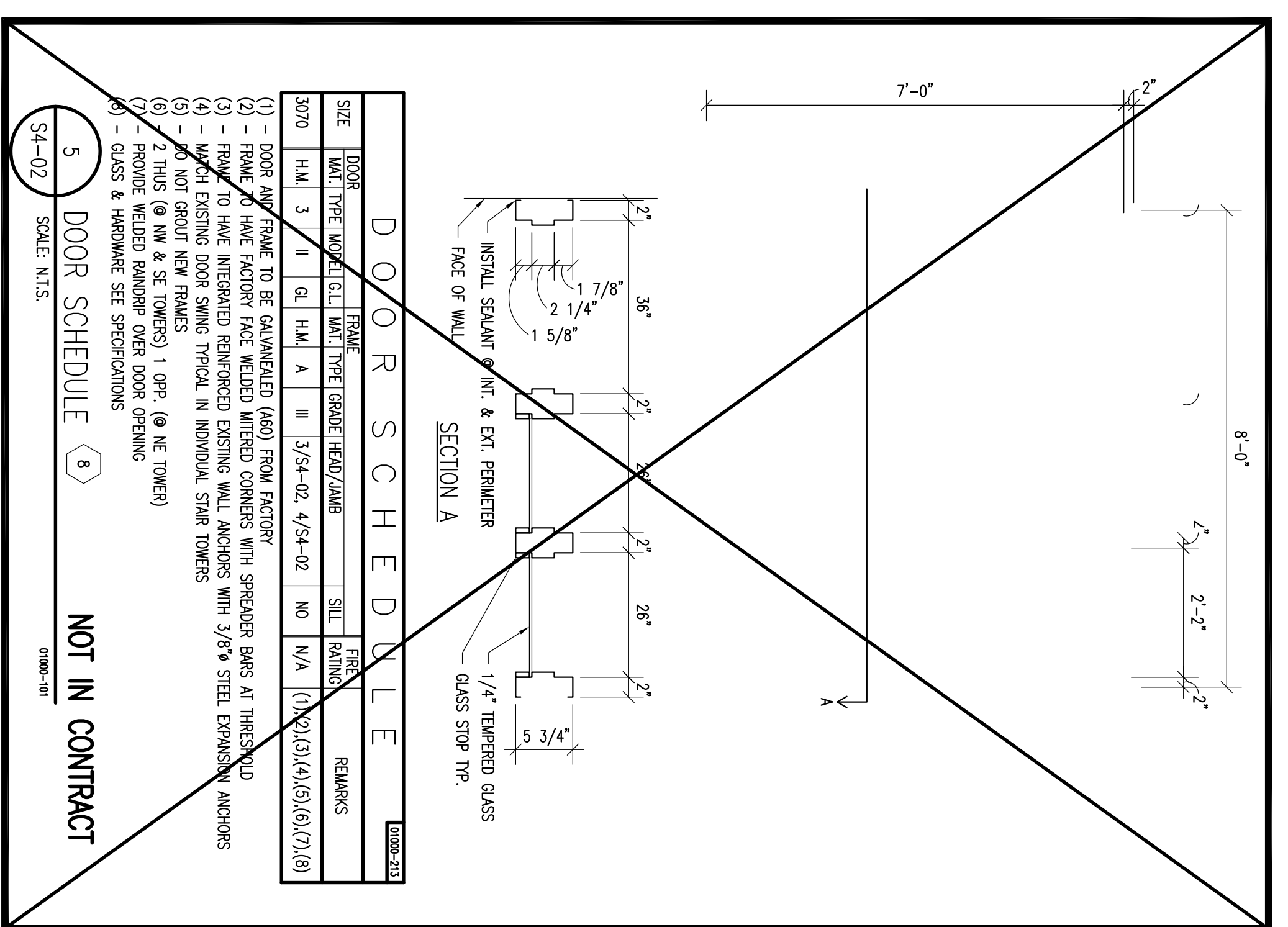
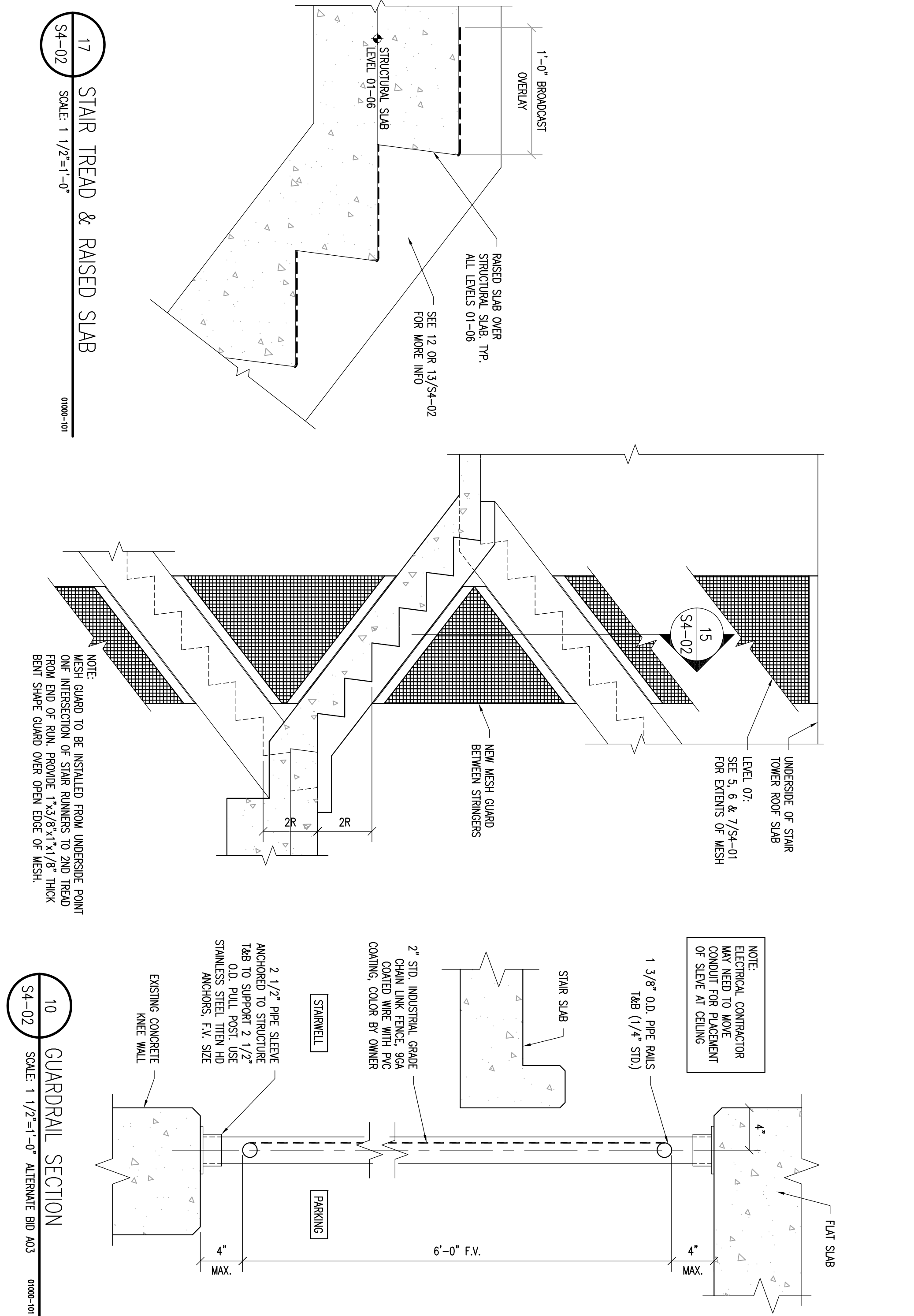
1 SW STAIR SECTION (HENRY)  
SCALE: 1/4"=1'-0"  
0100-07

**GMA**  
Engineers  
GINNAR MALL & ASSOC., INC.  
CONSULTING ENGINEERS  
6402 Odium Rd.  
Madison WI, 53719  
(608) 288-1108 FAX (608) 288-1109  
E-MAIL: gma@gnmengineers.com

- STAIR TREAD NOSING  
KEY NOTES
- 1 - GOOD ALUMINUM NOSING
  - 2 - DERRIVED ALUMINUM NOSING
  - 3 - OLD STEEL NOSING
  - 4 - NO NOSING





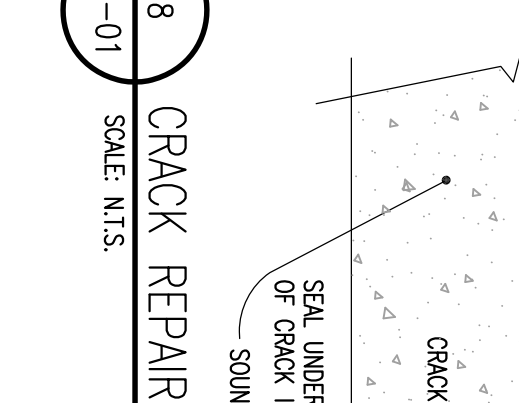

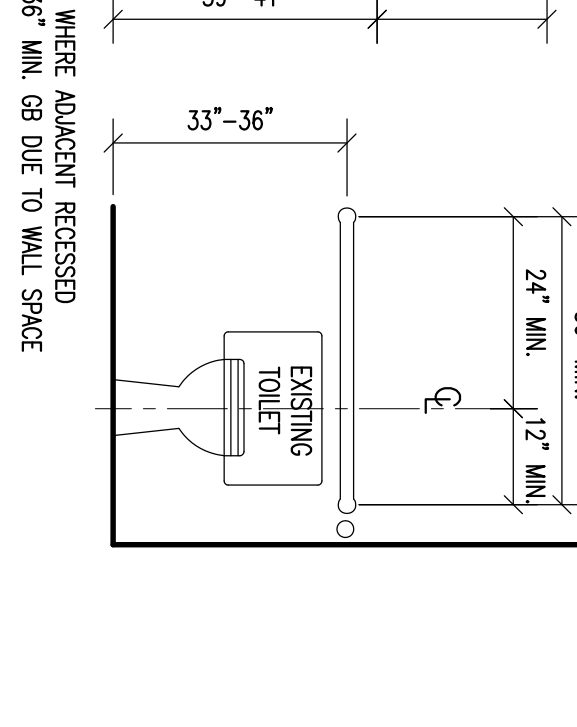
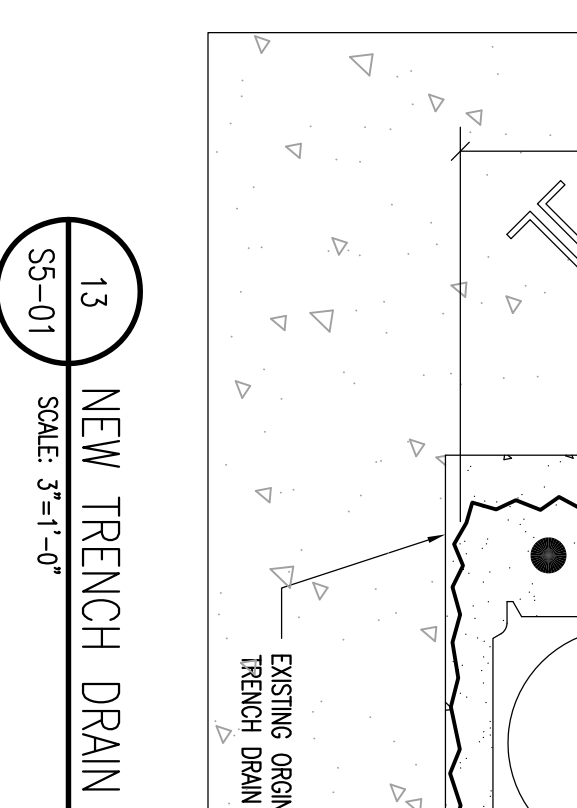
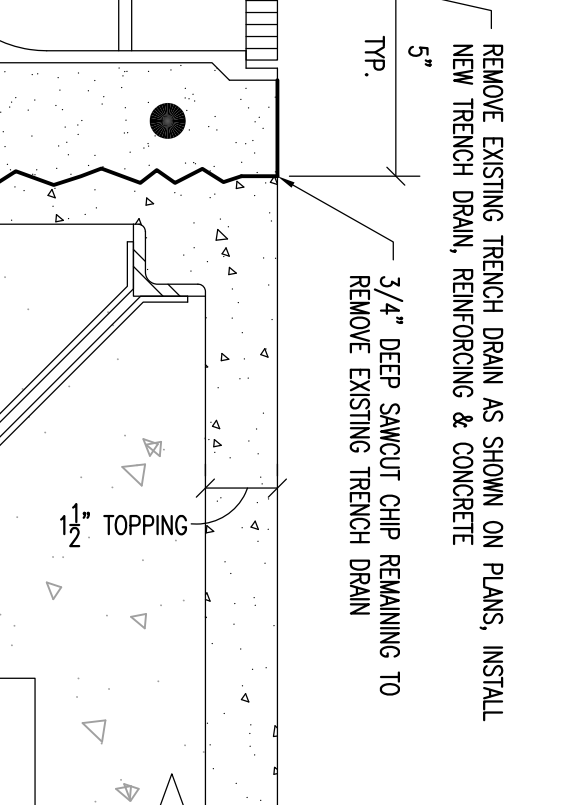
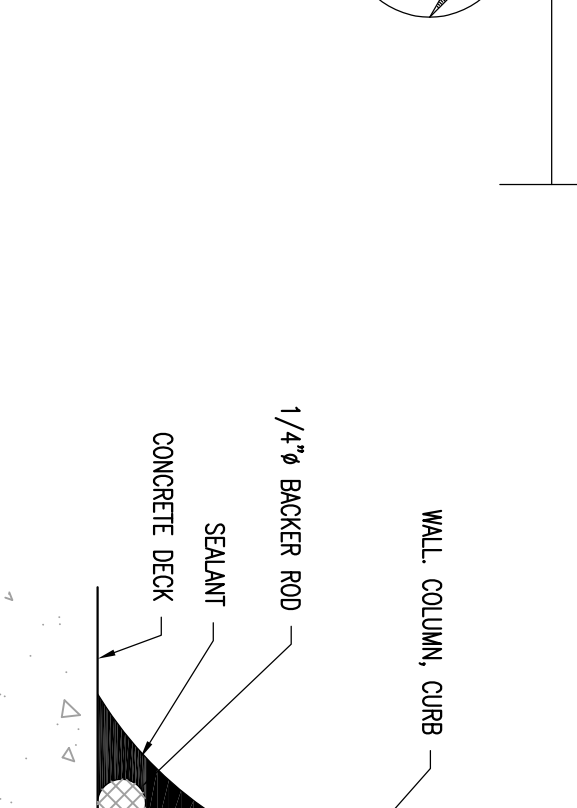
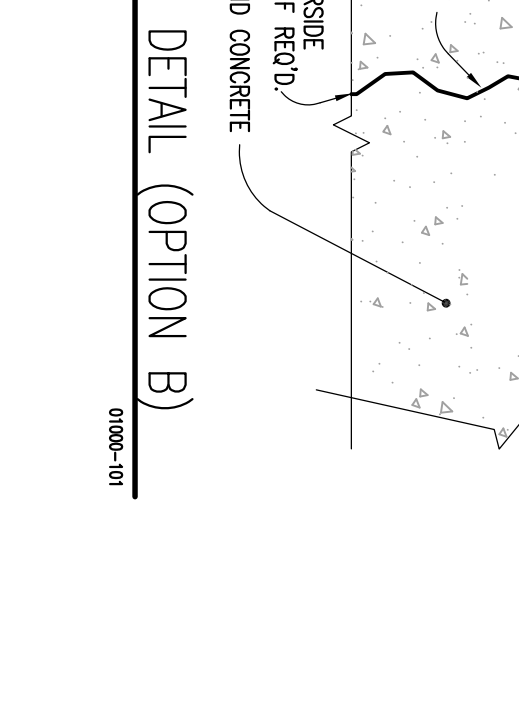
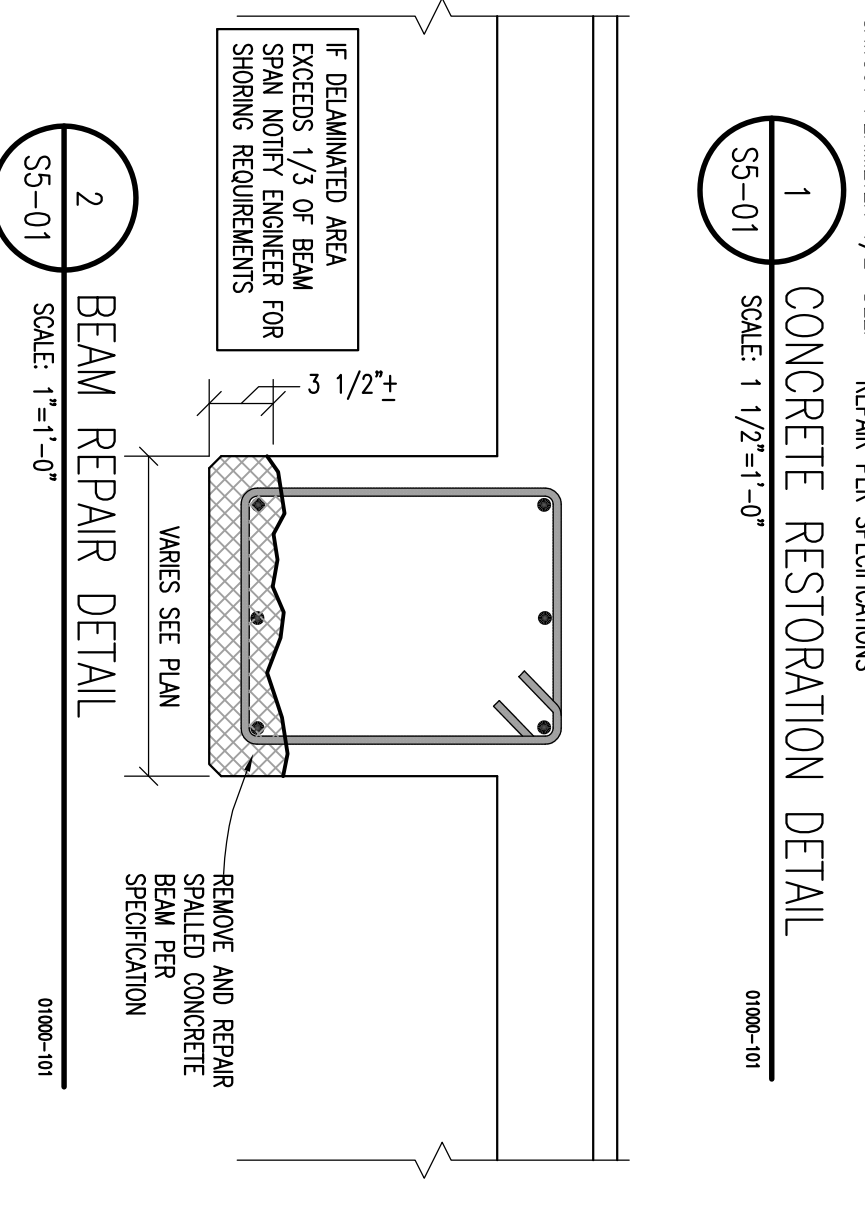
- STRUCTURAL REPAIR  
KEYED NOTES
- 1 - ENTIRE TREAD, SPALLED OR CRACKED.
  - 2 - CURS CHASED & SPALLED AT RAILING POST.
  - 3 - SPALLED UNDERSE OF LANDING AND STAIRS.
  - 4 - SPALLED TOPSIDE OF LANDING.
  - 5 - TOPSIDE TREAD SPALL.
  - 6 - BEAM SPALL.
  - 7 - WALL SPALL.
  - 8 - WORK BY OWNER.

Drawing Title	STAIR SECTIONS & PLANS	
Project Number	21100	Sheet No.
Date	4/8/11	Issued For Bidding
Revisions/Revisions		Symbols
<b>2011 RESTORATION</b> <b>CAPITOL SQUARE SOUTH PARKING RAMP</b> <b>113 S. HENRY STREET</b> <b>MADISON, WI 53703</b>		
Drawn By	RAM	Scale
Checked By		





Contract No.



**KEYED NOTES:**

- 1) CUT 4" WIDE (F.V.) FULL HEIGHT OPENING IN CMU WALL @ FIRST JOINT FROM CORNER. INSTALL 4" SQUARE FULL HEIGHT EACH SIDE. PROVIDE FRAME & DOOR AS DETAIL.
- 2) REMOVE TOILET & URINAL PARTITION. REMOVE WOOD ENCLOSURE AROUND URINAL AND DISPOSE.

**DOOR SCHEDULE**

DOOR	TYPE	FINISH	REMARKS
3070	3	II	1/2" (1) (2) (3) (4)
3071	3	II	1/2" (1) (2) (3) (4)

**SECTIONS & DETAILS**

Project Number: 21100  
Date: 4/8/11  
Drawing Title: CAPTOL SQUARE SOUTH PARKING RAMP  
113 S. HENRY STREET  
MADISON, WI 53703

Scale: 1 1/2"=1'-0"