



**DANE COUNTY DEPT. OF  
PUBLIC WORKS, HIGHWAY &  
TRANSPORTATION**

1919 Alliant Energy Center Way  
Madison, Wisconsin 53713  
Office: 608/266-4018 ♦ Fax: 608/267-1533  
Public Works Engineering Division

# **ADDENDUM**

APRIL 17, 2020

**ATTENTION ALL REQUEST FOR BID (RFB) HOLDERS**

**RFB NO. 318029 - ADDENDUM NO. 2**

**FISH HATCHERY HIGHWAY GARAGE – CNG RETROFIT**

---

**BIDS DUE: TUESDAY, APRIL 21, 2020, 2:00 PM. DUE DATE AND  
TIME ARE NOT CHANGED BY THIS ADDENDUM.**

---

This Addendum is issued to modify, explain or clarify the original Request for Bid (RFB) and is hereby made a part of the RFB. Please attach this Addendum to the RFB.

**PLEASE MAKE THE FOLLOWING CHANGES:**

**1. Drawing A102 – Main Level Partial Floor Plan (Area C)**

At the new Electrical Room in the NE corner of the plan, change the 8'0" dimension from the outside wall to the new wall to **9'-6"**. Refer to the revised electrical drawing "E501" with revision date 04-16-20 included in this addendum.

**2. Drawing A700 – Partition Types, Door Schedule and Details**

Door and Frame Schedule in the Legend, ADD the following:

**EX: Existing**

Door and Frame Schedule at door NPD-2, ADD the following Remark:

**HOLD OPEN TO BE INSTALLED ON EXISTING DOOR**

**3. Drawing H102 – Partial Floor Plan (Area C) HVAC New Work**

Plan A-H102 Main Level Floor Plan, ADD:

On the north side of the wing wall just west of EF-11 provide an additional CARBON MONOXIDE sensor and an additional NITROGEN DIOXIDE sensor.

Plan A-H102 Main Level Floor Plan, MAKE THE FOLLOWING CHANGE:

On the east wall relocate the CO and NO<sub>2</sub> sensors now located just south of the wing wall south to a location adjacent to the thermostat.

Plan A-H102 Main Level Floor Plan, refer to Revised Drawing E501, dated 04/16/20 ISSUED FOR ADDENDUM #2, for revised locations of HVAC control panel and detection panels.

#### **4. Drawing H300 – HVAC Schedules**

Gas Fires Radiant Heating Unit Schedule, CHANGE:

Model Number for RAD-1 and RAD-2 to CX3-30-80 U TUBE, SINGLE STAGE

All other items in the schedule remains the same.

#### **5. Drawing E501 – Electrical Room, Elevations, and Riser Plan**

Remove existing Drawing E501 and replace with Revised Drawing E501, 04/16/20 ISSUED FOR ADDENDUM #2.

Revise Electrical Room size, Layout and Service Entrance as indicated.

Refer to Addendum No. 1, page 6, item 18. This item shall apply to the revised drawing E501 dated 04/16/20 included in this addendum.

If any additional information about this Addendum is needed, please call Eric Urtes at 608/266-4798, [urtes.eric@countyofdane.com](mailto:urtes.eric@countyofdane.com) .

Sincerely,

*Eric Urtes*

Project Manager

Enclosures:

Drawing E501 dated 04/16/20 Addendum # 2

H:\Shared\ENGINEERING DIVISION\Eric Urtes\318029 - Fish Hatch Design - CNG Retrofit(Construction Phase)\03 - Addendum\318029 - Addendum 2.docx



Date	Issuance/Revisions	Symbol
02/11/20	ISSUED FOR OWNER REVIEW	
02/24/20	ISSUED FOR BIDDING AND CONSTRUCTION	
04/16/20	ISSUED FOR ADDENDUM # 2	△

**FISH HATCHERY HIGHWAY GARAGE - CNG RETROFIT**

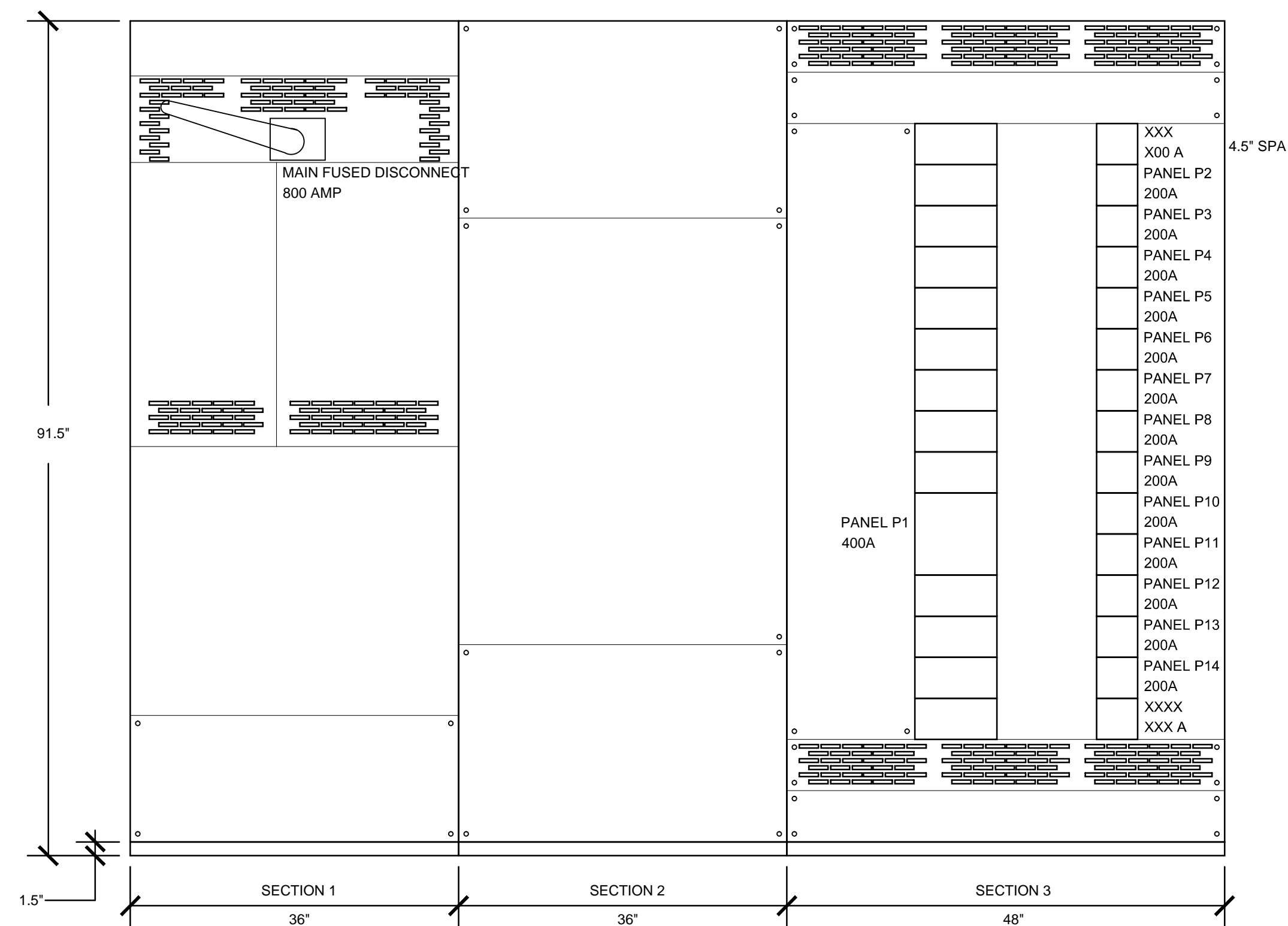
2302 FISH HATCHERY RD.  
MADISON, WI 53713

DANE COUNTY RFB# 318029

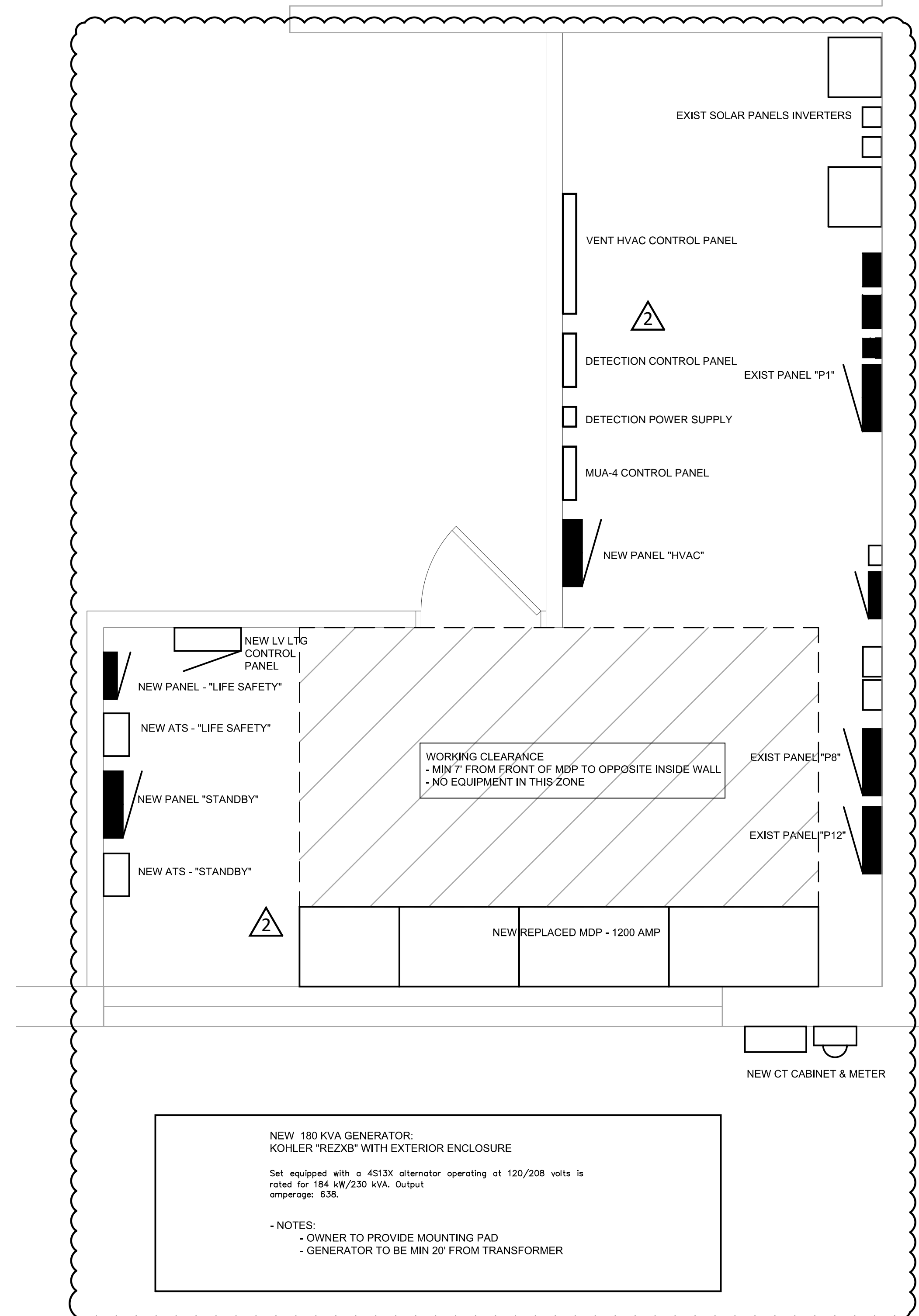
Dane County Department of Public Works, Highway and Transportation  
Public Works Engineering Division  
1919 Alliant Energy Center Way  
Madison, WI 53713

**ELECTRICAL ROOM, ELEVATIONS, & RISER PLAN**

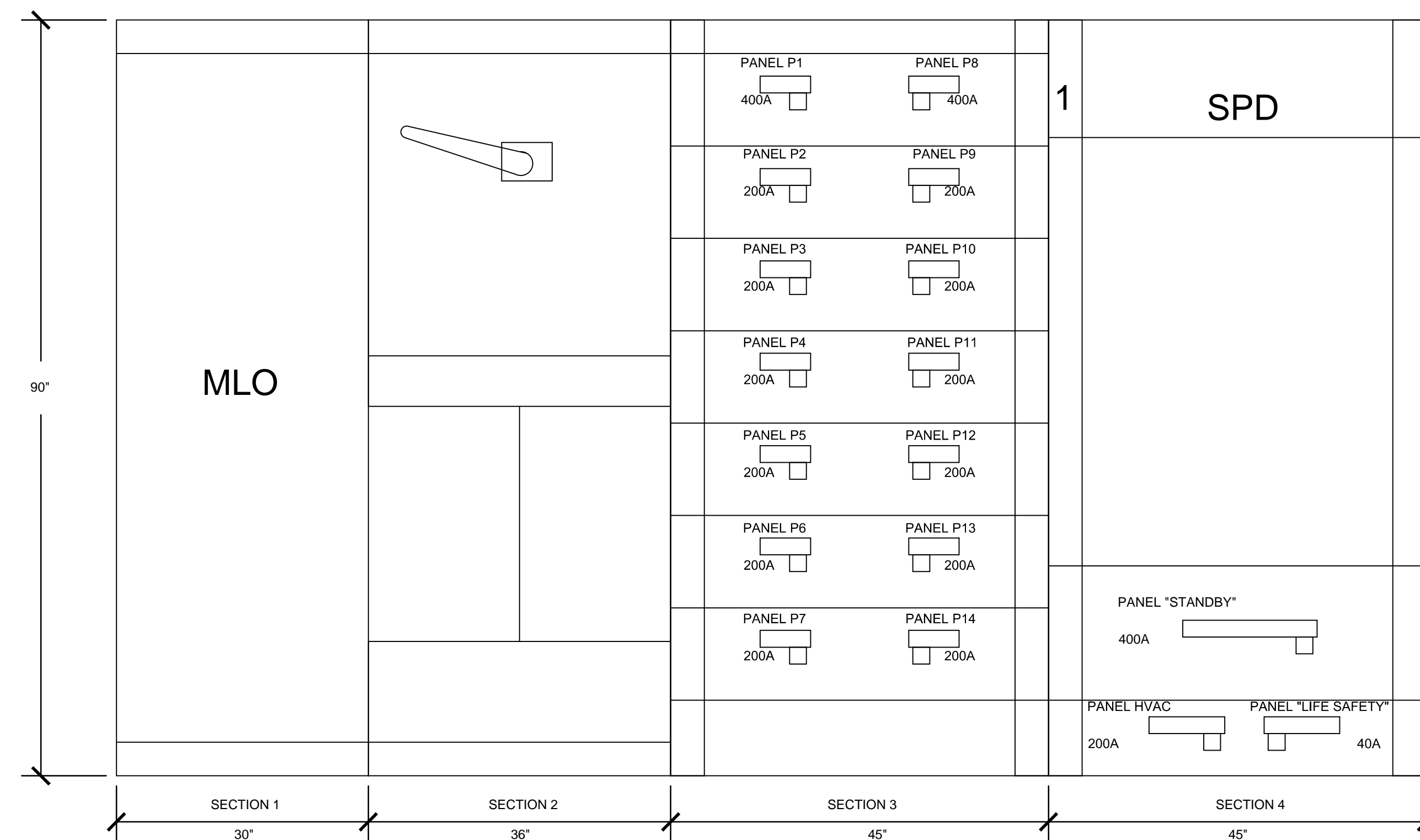
Drawing No. **E501**



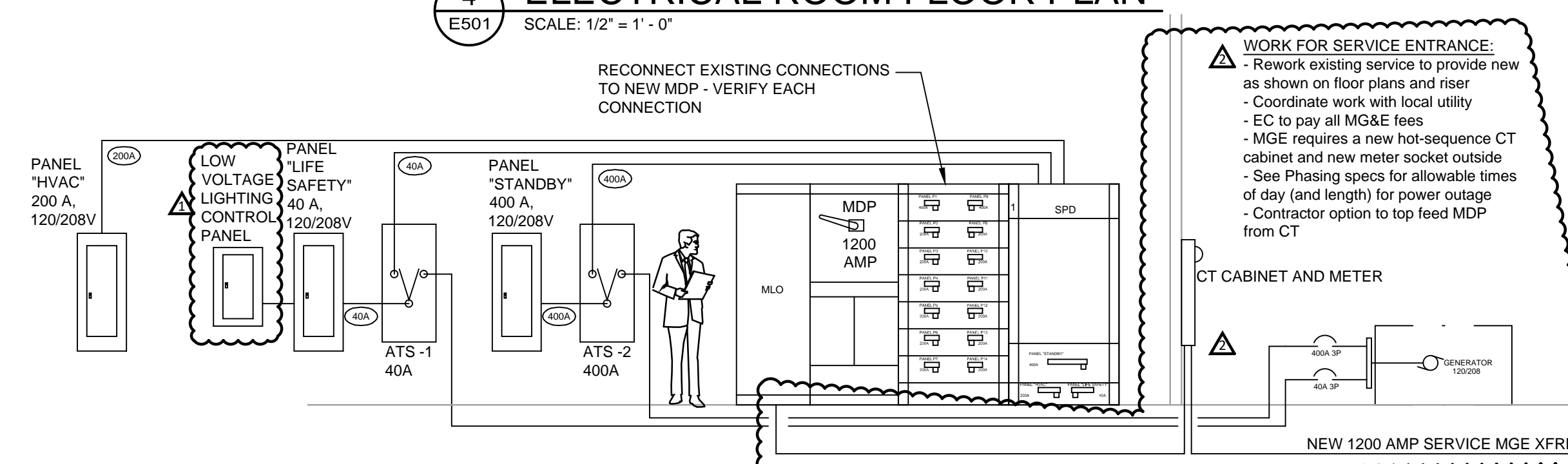
**2 EXISTING MDP ELEVATION**  
E501 SCALE: 1" = 1'-0"



**4 ELECTRICAL ROOM FLOOR PLAN**  
E501 SCALE: 1/2" = 1'-0"



**3 NEW MDP ELEVATION**  
E501 SCALE: 1" = 1'-0"



**1 PARTIAL ONE-LINE RISER DIAGRAM**  
E501 SCALE: 1/4" = 1'-0"