



**DANE COUNTY DEPT. OF  
PUBLIC WORKS, HIGHWAY &  
TRANSPORTATION**

1919 Alliant Energy Center Way  
Madison, Wisconsin 53713  
Office: 608/266-4018 ♦ Fax: 608/267-1533  
Public Works Engineering Division

# **ADDENDUM**

June 11, 2020

**ATTENTION ALL REQUEST FOR BID (RFB) HOLDERS**

**RFB NO. 319002 - ADDENDUM NO. 1**

**ROBERTSON ROAD PHOTOVOLTAIC SOLAR ARRAY**

---

**BIDS DUE: TUESDAY, JUNE 16, 2020, 2:00 PM. DUE DATE AND  
TIME ARE NOT CHANGED BY THIS ADDENDUM.**

---

This Addendum is issued to modify, explain or clarify the original Request for Bid (RFB) and is hereby made a part of the RFB. Please attach this Addendum to the RFB.

**PLEASE MAKE THE FOLLOWING CHANGES:**

**1. Sheet E101**

Delete current Sheet E101; replace with new Sheet E101, issued with this Addendum.

**PLEASE NOTE THE FOLLOWING CONTRACTOR SUBMITTED QUESTIONS:**

**Q1:** Where are we penetrating to get into the building, straight into the roof or conduit down the side of the building?

**A1:** The conduit to be routed down through the roof. Penetrations need to be kept to as few as possible.

**Q2:** Is there a specified/recommended spacing for attachment points on the standing seam roof?

**A2:** Attachment points on the roof to be determined by the selected contractor.

If any additional information about this Addendum is needed, please call Eric Urtes, AIA at 608/266-4798, [urtes.eric@countyofdane.com](mailto:urtes.eric@countyofdane.com).

Sincerely,

*Eric Urtes, AIA*  
Project Manager

Enclosures:  
Sheet E101

H:\Shared\ENGINEERING DIVISION\Eric Urtes\319002 - Robertson Road PV Solar Array (Construction)\03 - Addendum\Addendum 1.docx

CONSULTANTS

ISSUED

4/24/2020 100% REVIEW

5/5/2020 BID DOCUMENTS

REVISIONS / ADDENDA

1	-	ADD 1 - JUNE 11, 2020
-	-	
-	-	
-	-	

PROJECT #: 19.0479

DRAWN: --

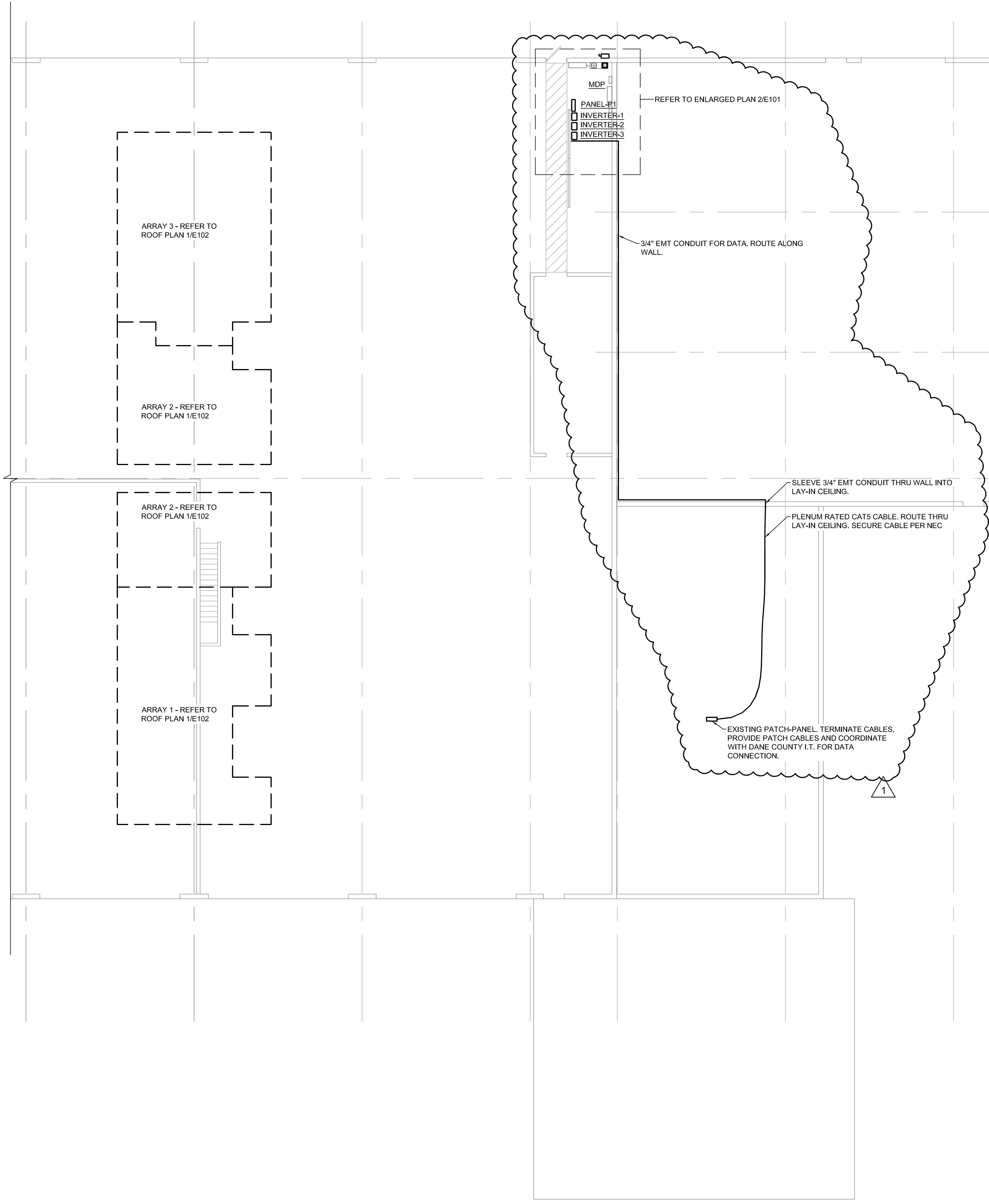
CHECKED: --

DATE: 5 May, 2020

PHASE: CD

PROJECT  
 ROBERTSON ROAD PV  
 SOLAR ARRAY  
 DANE COUNTY PARKS  
 OPERATIONS CENTER  
 4318 ROBERTSON ROAD  
 MADISON, WISCONSIN

FLOOR PLANS -  
 ELECTRICAL

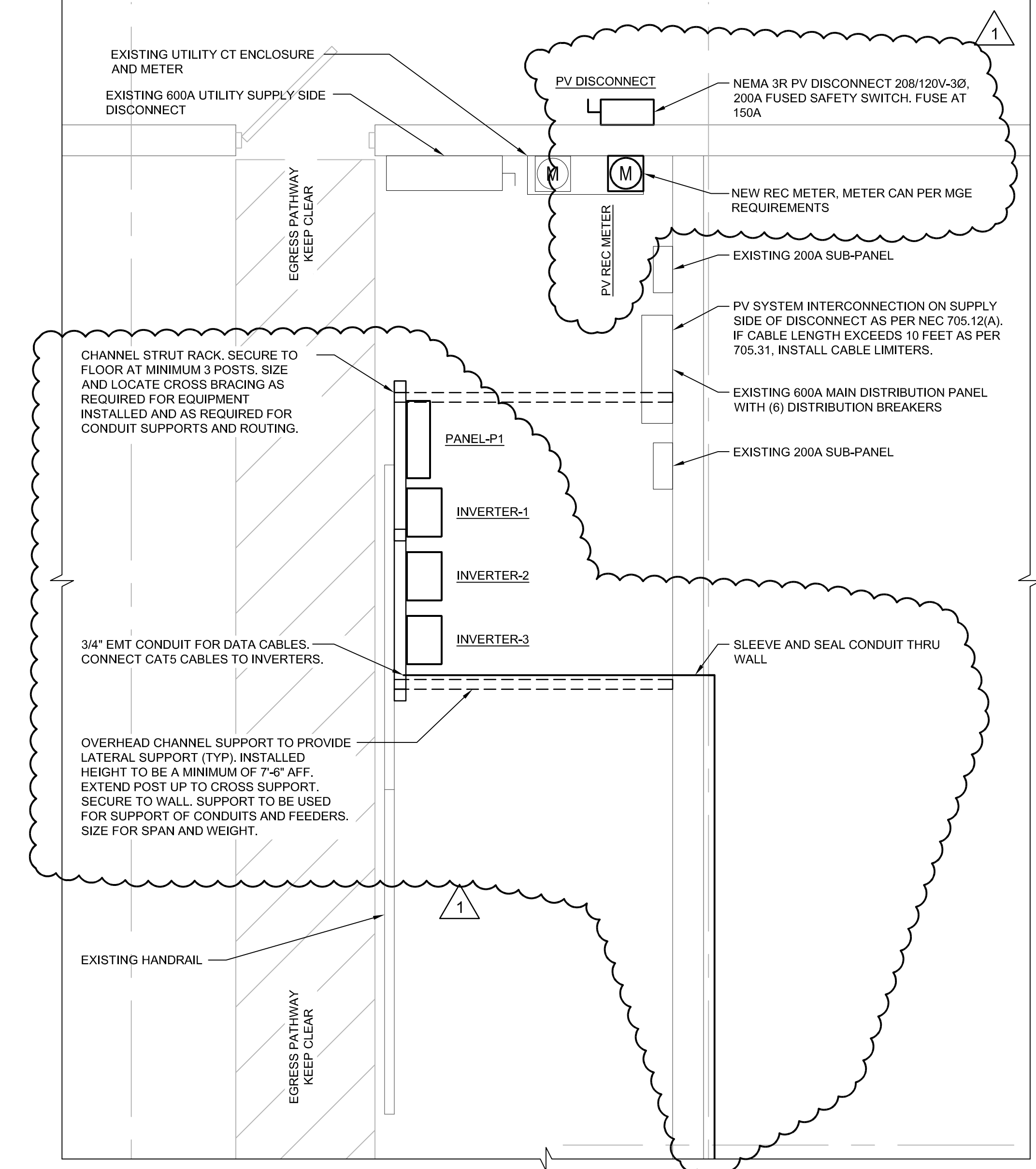


**EQUIPMENT SUPPORT RACK:**  
**VERTICAL SUPPORTS:** 3"x3"x3/16" SQUARE STRUCTURAL TUBING. SEALED TOP CAP. PROVIDE ADDITIONAL COLUMN SUPPORTS WHEN SPAN EXCEEDS 6'-0"


**CROSSMEMBER SUPPORT:** B-LINE CHANNEL TYPE B12 1-5/8" CHANNEL. PROVIDE ADDITIONAL CROSS MEMBERS TO MOUNT AND SUPPORT EQUIPMENT.

**LOADING:** VERIFY EQUIPMENT WEIGHTS. DEFLECTION SHALL NOT EXCEED 0.01".

**FINISH:** HOT DIP GALVANIZED



1 FLOOR PLAN - ELECTRICAL  
 SCALE: 1/8" = 1'-0"



2 ENLARGED PLAN AT ELECTRICAL SERVICE ENTRANCE  
 SCALE: 1/2" = 1'-0"